


# Uppercase Letter Worksheet



Name \_\_\_\_\_


Find and color the letter A.

<b>A</b>	X	K	A
N	M	A	Y
A	B	V	<b>A</b>

Write it!


Two rows of handwriting practice lines. Each row consists of a solid top line, a dashed middle line, and a solid bottom line. The first row contains six dashed uppercase 'A's for tracing. The second row contains six dashed uppercase 'A's for tracing. Below these are two more sets of empty handwriting lines (solid top, dashed middle, solid bottom) for independent practice.

# Uppercase Letter Worksheet

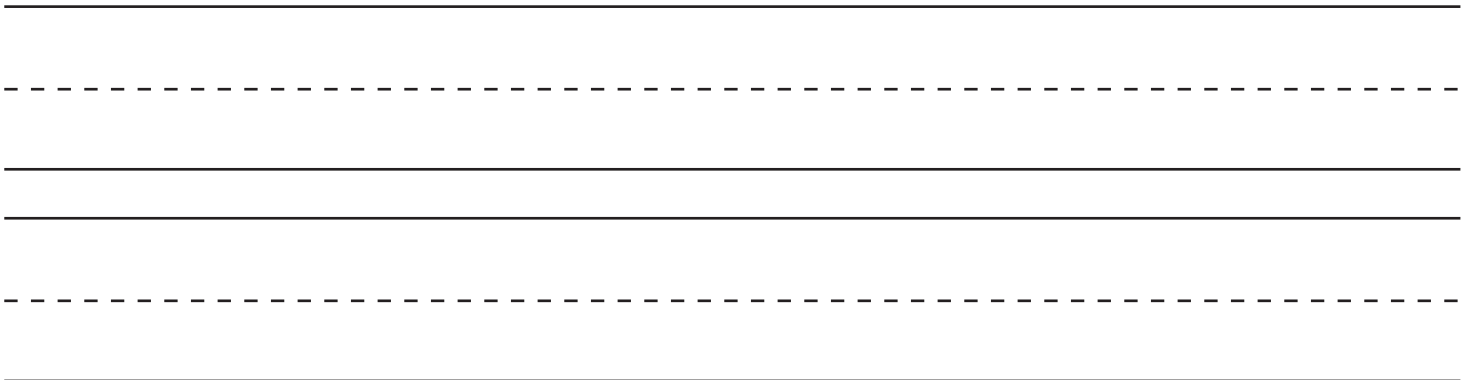
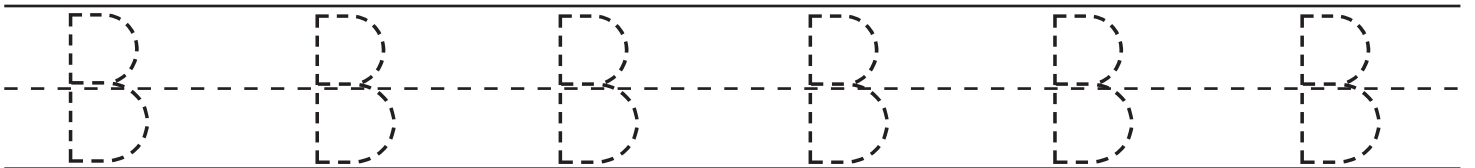
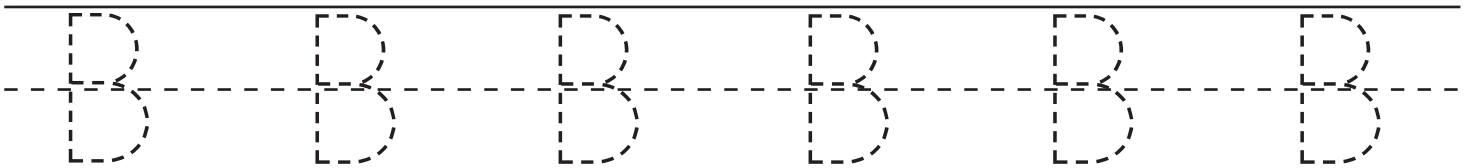


Name \_\_\_\_\_

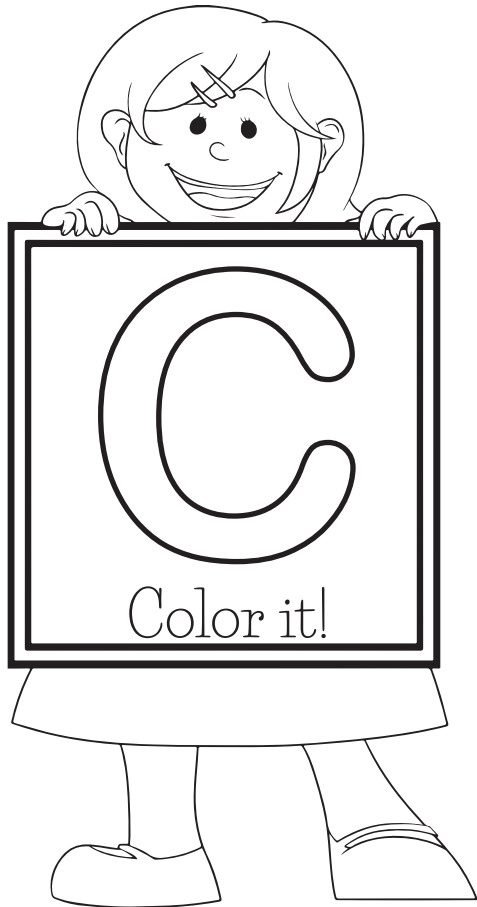
Find and color the letter B.



Write it!




# Uppercase Letter Worksheet



Name \_\_\_\_\_


Find and color the letter C.



Write it!


Handwriting practice lines for the letter C. Each row consists of a solid top line, a dashed middle line, and a solid bottom line. The first two rows each contain six dashed uppercase 'C's for tracing. The remaining three rows are blank for independent practice.

# Uppercase Letter Worksheet



Name \_\_\_\_\_


Find and color the letter D.



Write it!

Two rows of handwriting practice lines. Each row consists of a solid top line, a dashed middle line, and a solid bottom line. The first row contains six dashed uppercase 'D' characters for tracing. The second row contains six dashed uppercase 'D' characters for tracing. Below these are two more sets of empty handwriting lines for independent practice.

# Uppercase Letter Worksheet



Name \_\_\_\_\_


Find and color the letter E.

B	E	E	W
E	F	J	D
R	A	E	F

Write it!


Tracing practice lines for the letter E. Each row consists of a solid top line, a dashed middle line, and a solid bottom line. The first two rows each contain six dashed uppercase 'E' characters for tracing. The remaining three rows are blank for independent writing.

# Uppercase Letter Worksheet



Name \_\_\_\_\_

Find and color the letter F.



Write it!

Handwriting practice lines for the letter 'F'. The first row contains six dashed uppercase 'F's on a set of three horizontal lines (top, middle, bottom). The second row contains six dashed uppercase 'F's on the same set of lines. Below these are two more rows of empty handwriting lines, each consisting of a solid top line, a dashed middle line, and a solid bottom line.

# Uppercase Letter Worksheet



Name \_\_\_\_\_


Find and color the letter G.

C	<b>G</b>	A	B
D	R	Q	G
G	P	E	C

Write it!


Tracing practice lines for the uppercase letter G. Each row consists of a solid top line, a dashed middle line, and a solid bottom line. The first two rows each contain six dashed uppercase 'G's for tracing. The remaining three rows are empty for independent practice.

# Uppercase Letter Worksheet



Name \_\_\_\_\_


Find and color the letter H.



Write it!

Handwriting practice lines consisting of three rows. Each row has a solid top line, a dashed middle line, and a solid bottom line. The first row contains a dashed uppercase letter 'H' for tracing. The second and third rows are blank for independent practice.

# Uppercase Letter Worksheet



Name \_\_\_\_\_


Find and color the letter I.

J	L	T	I
L	F	I	G
I	J	J	I

Write it!


Tracing practice lines for the uppercase letter 'I'. Each row consists of a solid top line, a dashed middle line, and a solid bottom line. The first two rows each contain six dashed uppercase 'I' characters for tracing. The remaining three rows are blank for independent writing practice.

# Uppercase Letter Worksheet



Name \_\_\_\_\_

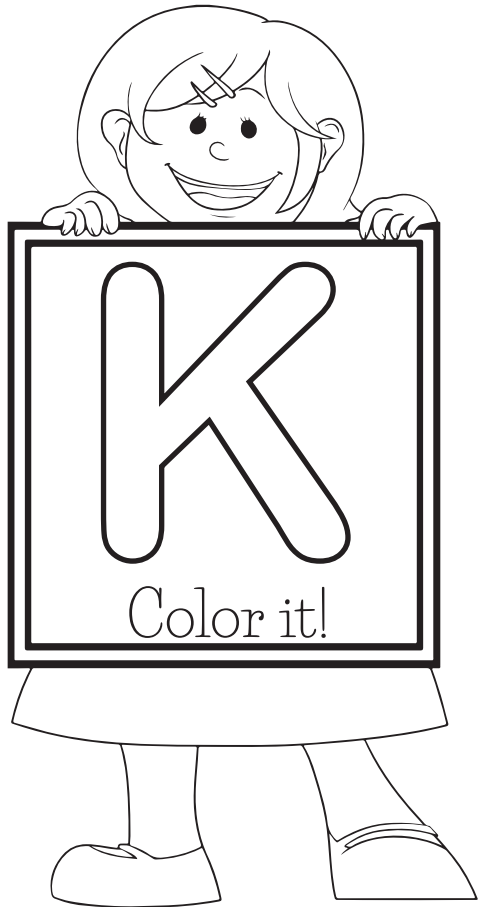
Find and color the letter J.



Write it!


Handwriting practice lines for the letter J. The first two rows each contain six dashed uppercase 'J's for tracing. Below these are three sets of blank handwriting lines, each consisting of a solid top line, a dashed middle line, and a solid bottom line.

# Uppercase Letter Worksheet

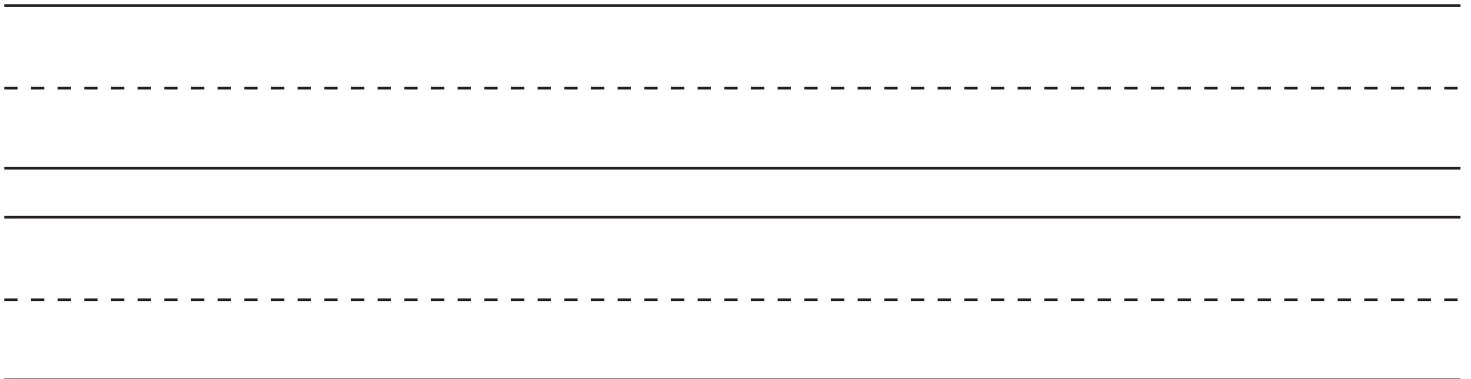
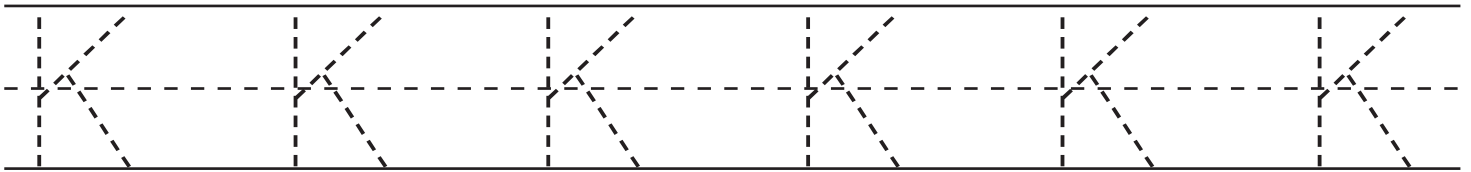
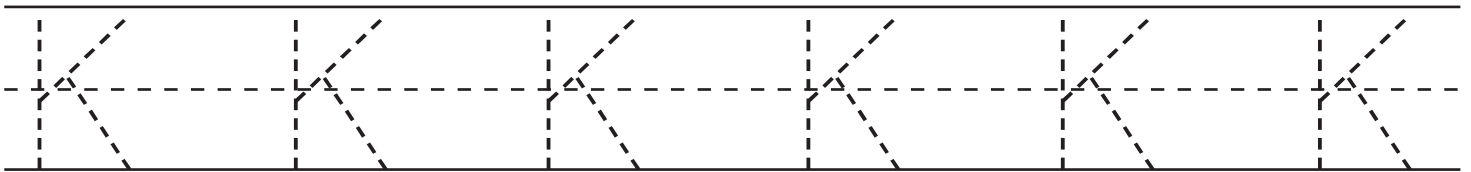


Name \_\_\_\_\_


Find and color the letter K.



Write it!




# Uppercase Letter Worksheet



Name \_\_\_\_\_


Find and color the letter L.



Write it!


Handwriting practice lines for the letter 'L'. The first two rows each contain six dashed 'L' characters for tracing, positioned between a solid top line and a solid bottom line. Below these are three more rows of blank handwriting lines, each consisting of a solid top line, a dashed middle line, and a solid bottom line.

# Uppercase Letter Worksheet

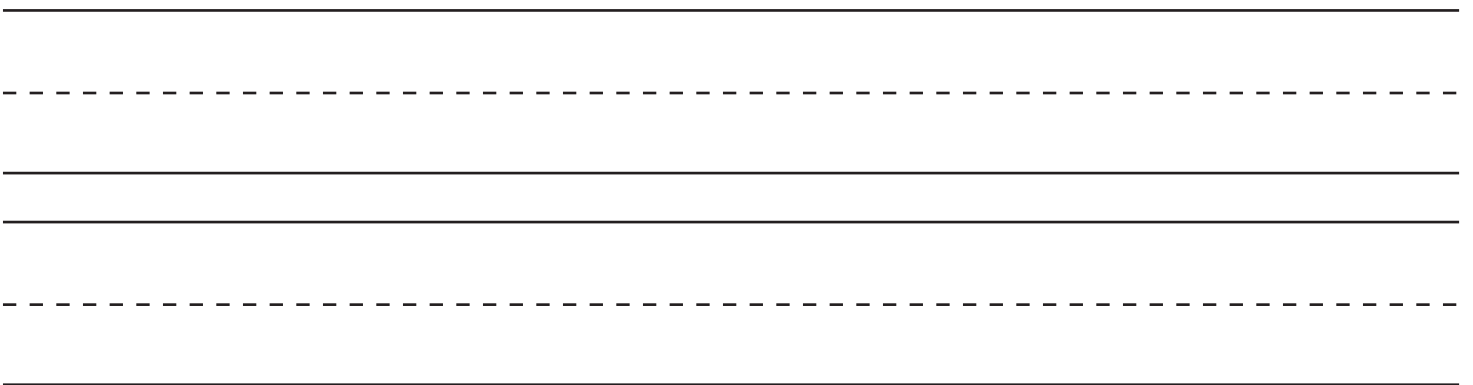
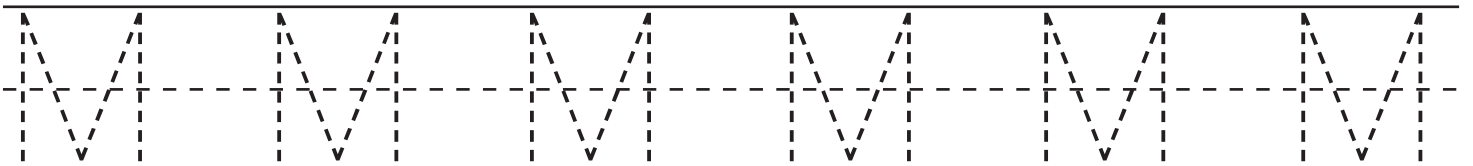
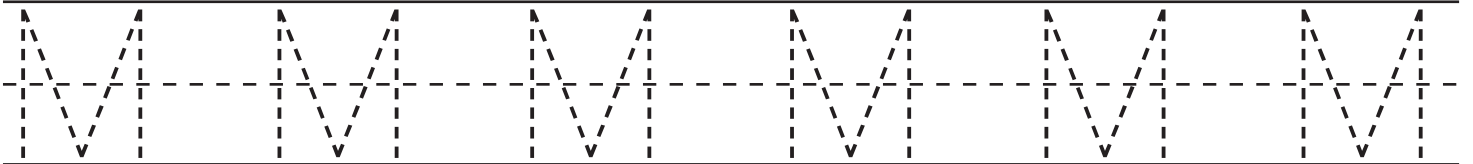


Name \_\_\_\_\_


Find and color the letter M.



Write it!



# Uppercase Letter Worksheet



Name \_\_\_\_\_

Find and color the letter N.

W

N

T

R

H

N

P

N


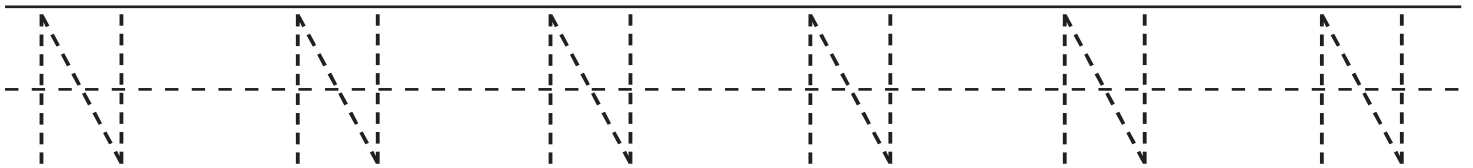
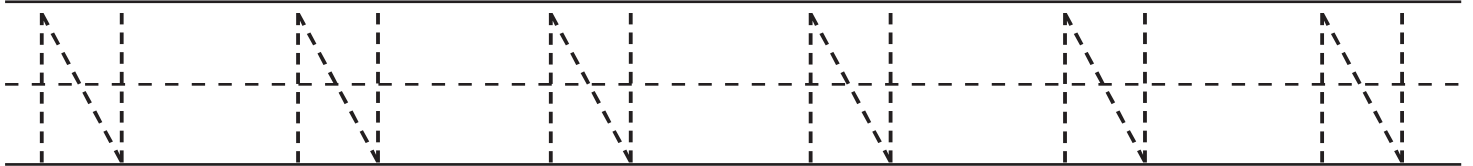
M

V


N

M

Write it!

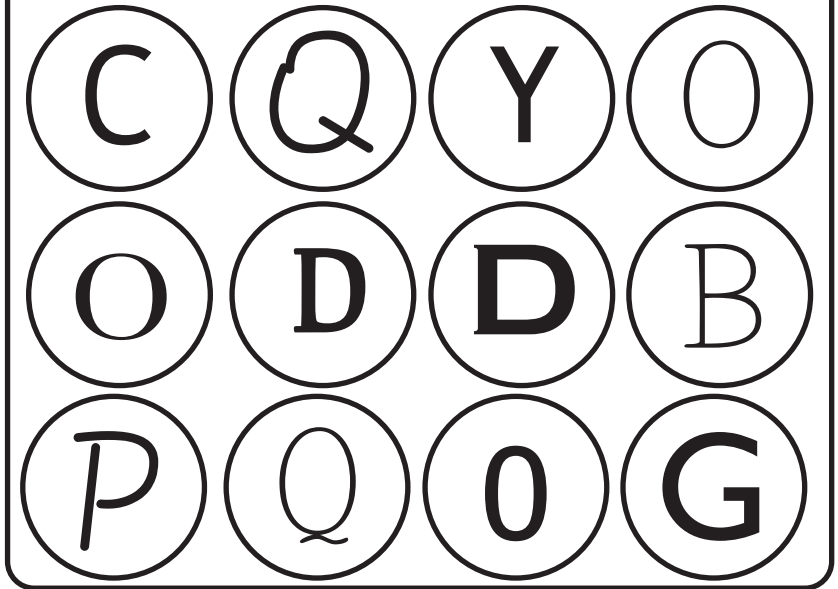


# Uppercase Letter Worksheet

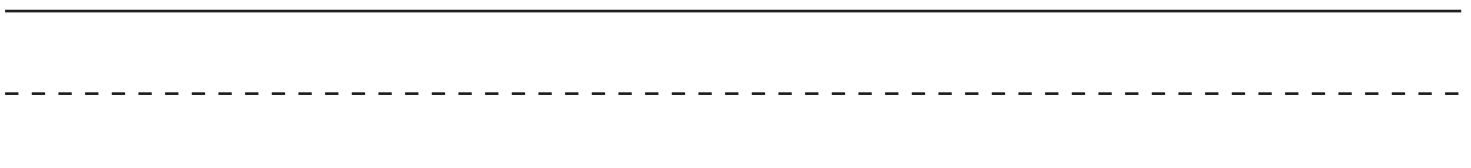
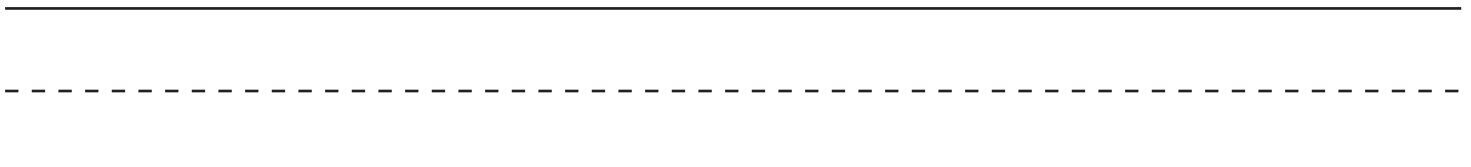
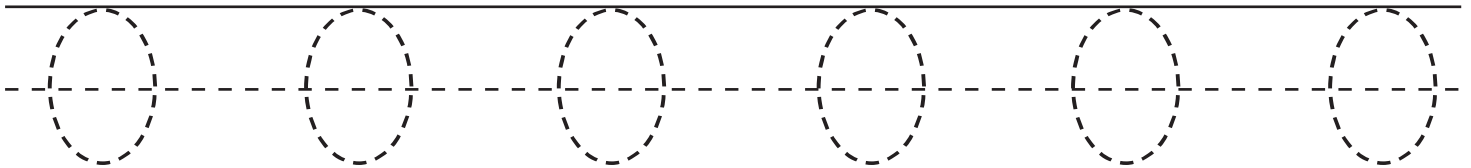
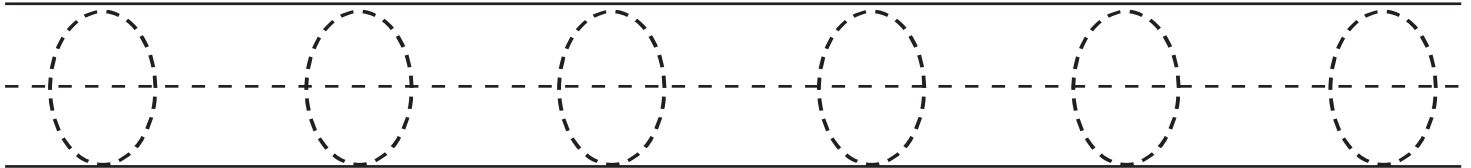


Name \_\_\_\_\_


Find and color the letter O.



Write it!




# Uppercase Letter Worksheet



Name \_\_\_\_\_

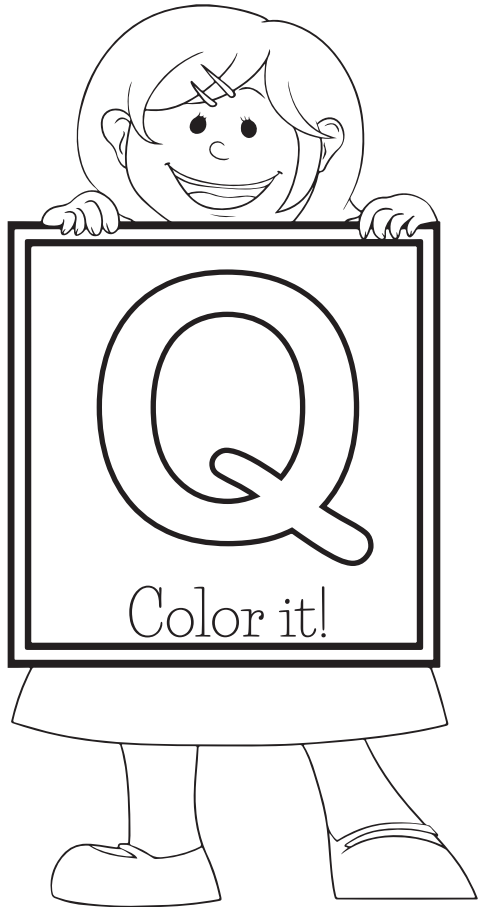
Find and color the letter P.



Write it!

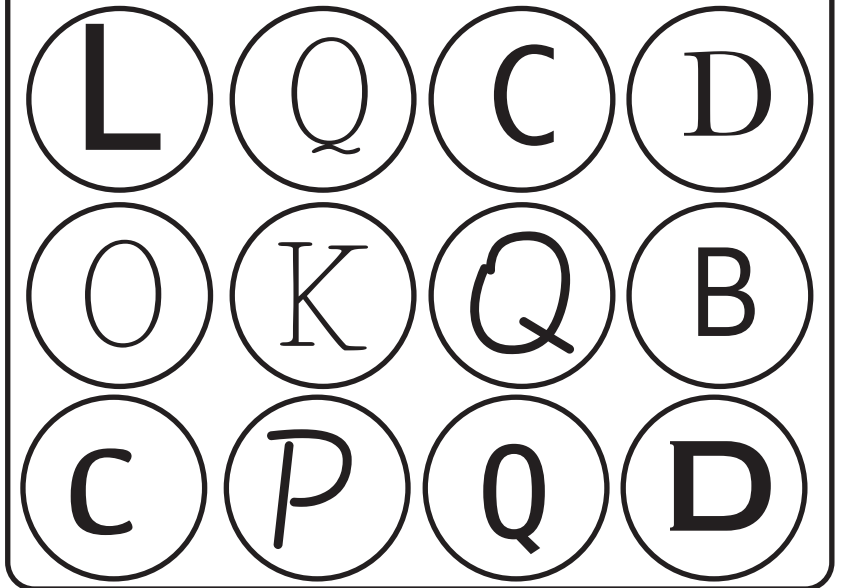
Handwriting practice lines for the letter 'P'. The first two rows each contain six dashed uppercase 'P's for tracing, positioned between a solid top line and a solid bottom line, with a dashed middle line. Below these are three more rows of blank handwriting lines, each consisting of a solid top line, a dashed middle line, and a solid bottom line.

# Uppercase Letter Worksheet

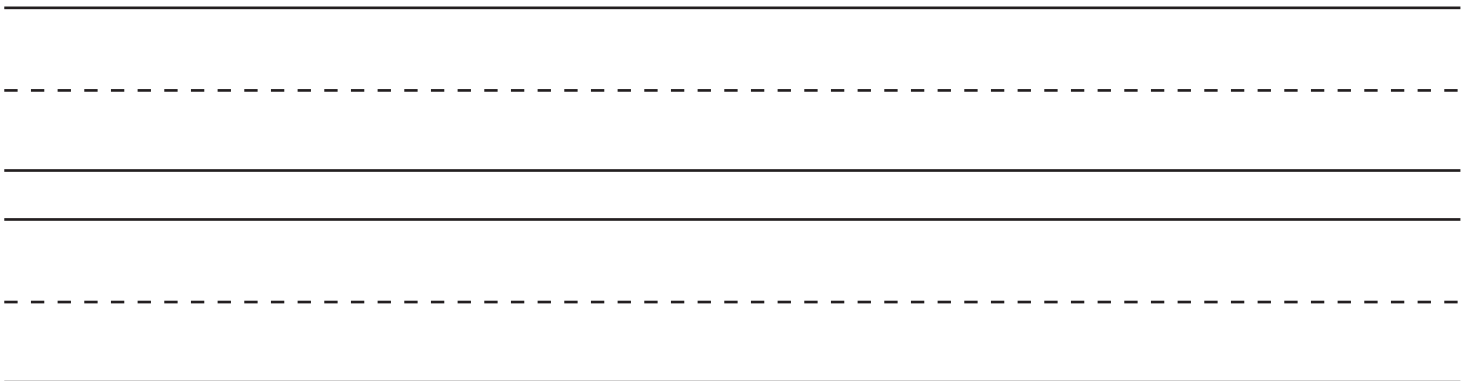
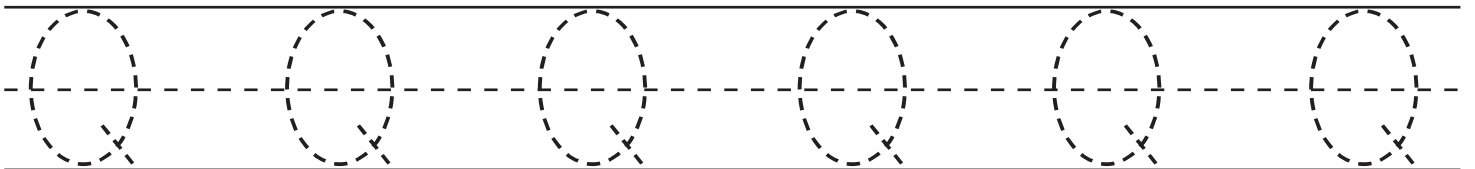
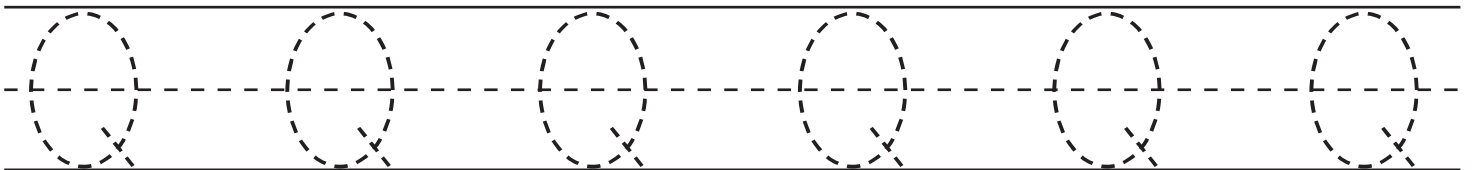


Name \_\_\_\_\_


Find and color the letter Q.



Write it!




# Uppercase Letter Worksheet

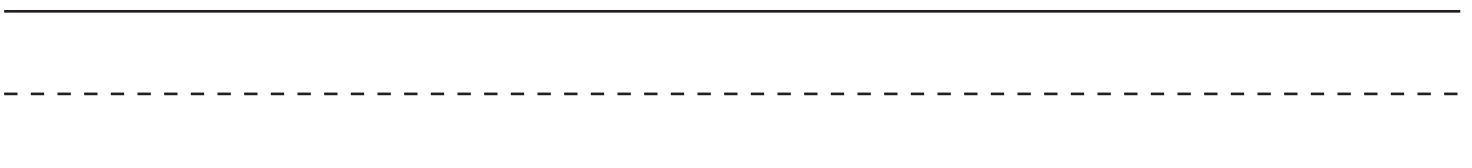
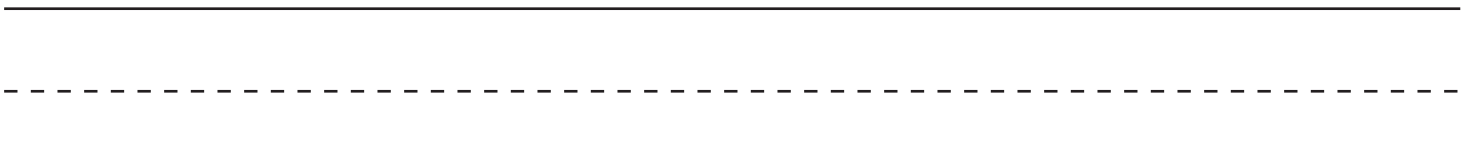
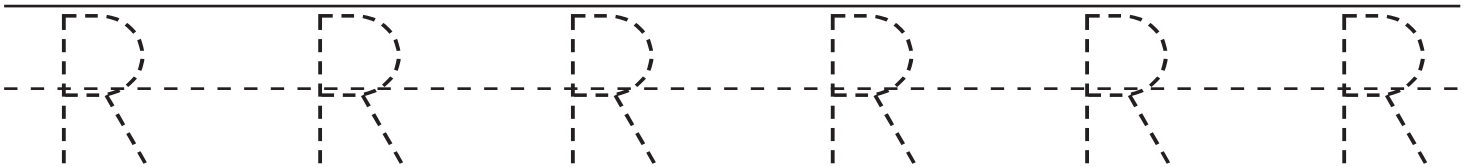
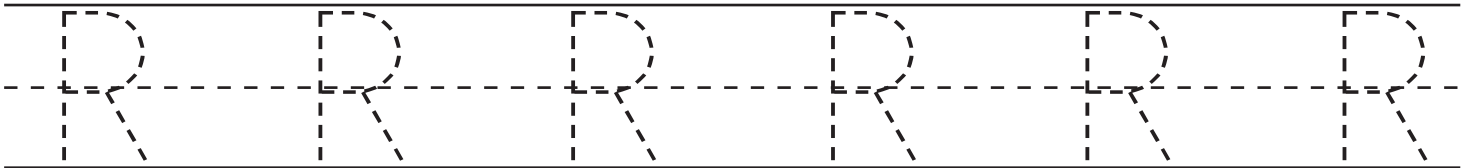


Name \_\_\_\_\_


Find and color the letter R.



Write it!

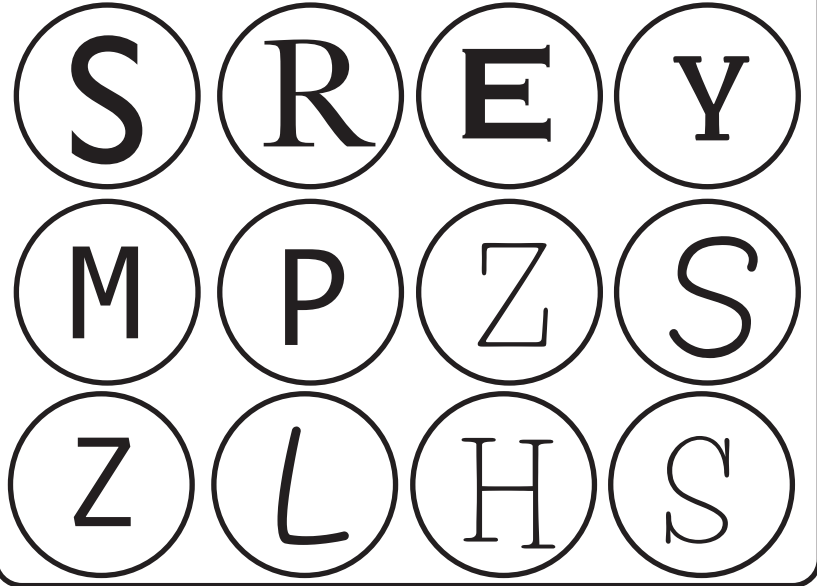


# Uppercase Letter Worksheet

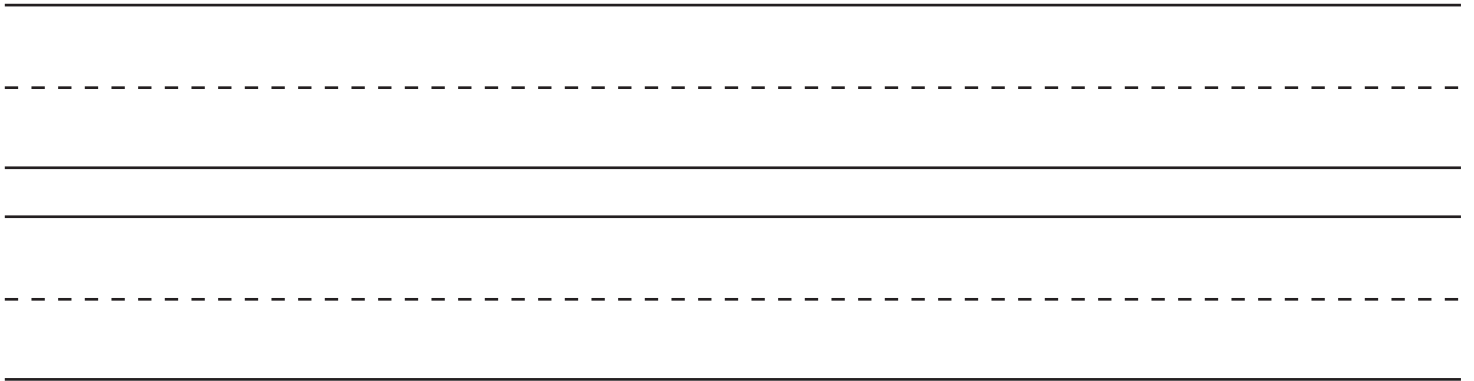
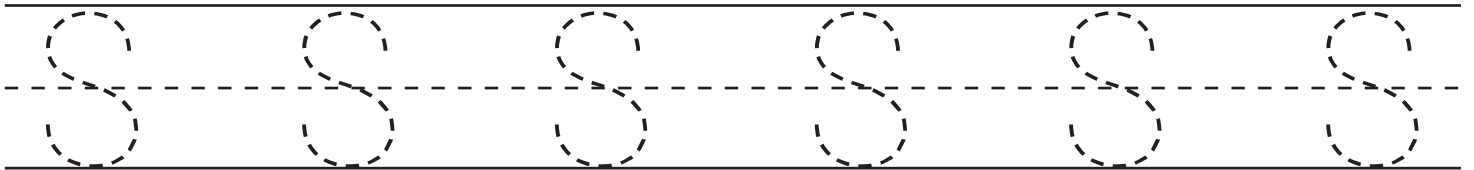
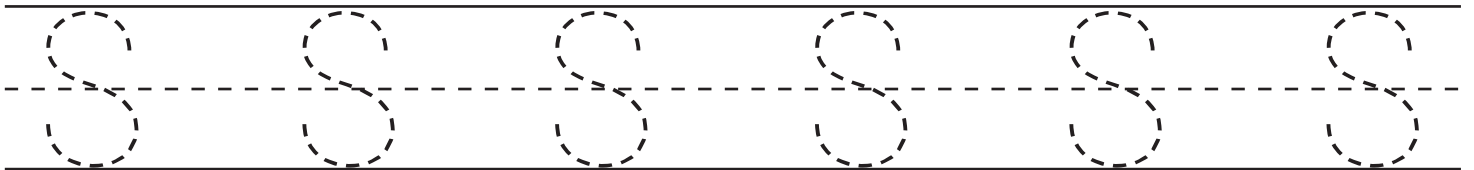


Name \_\_\_\_\_


Find and color the letter S.



Write it!




# Uppercase Letter Worksheet



Name \_\_\_\_\_


Find and color the letter T.



Write it!

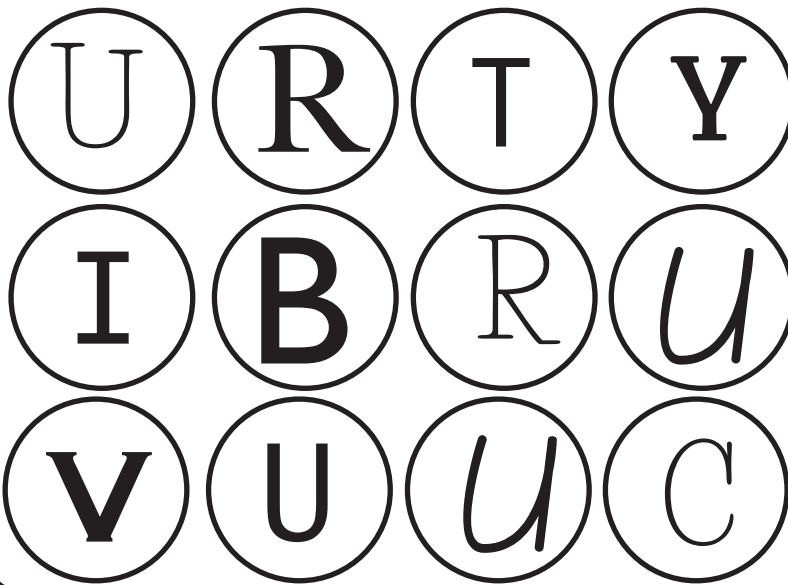
Handwriting practice lines consisting of two rows of three-letter guides. Each guide is formed by a solid top line, a dashed middle line, and a solid bottom line. The first row contains six dashed uppercase 'T' characters for tracing. The second row contains six blank spaces for independent writing.

# Uppercase Letter Worksheet

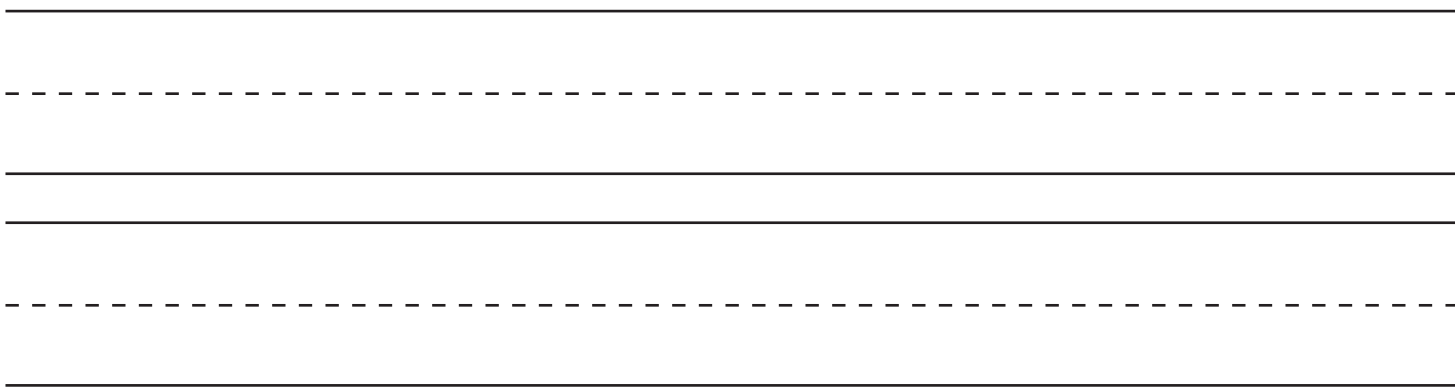
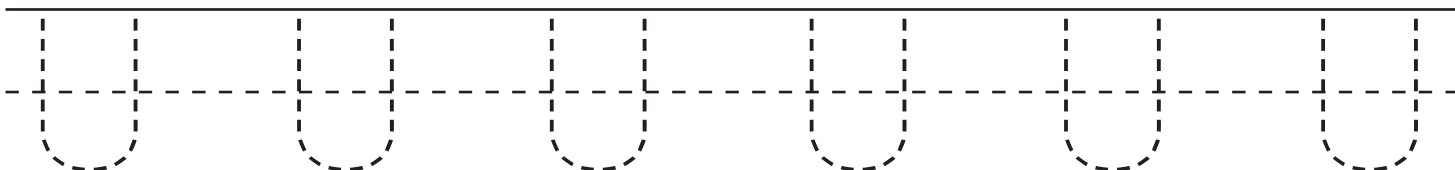
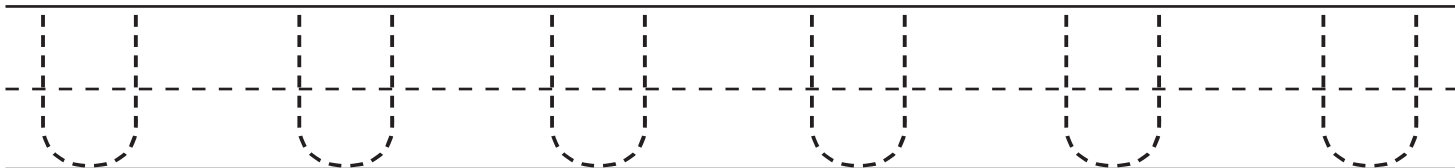


Name \_\_\_\_\_


Find and color the letter U.



Write it!




# Uppercase Letter Worksheet



Name \_\_\_\_\_

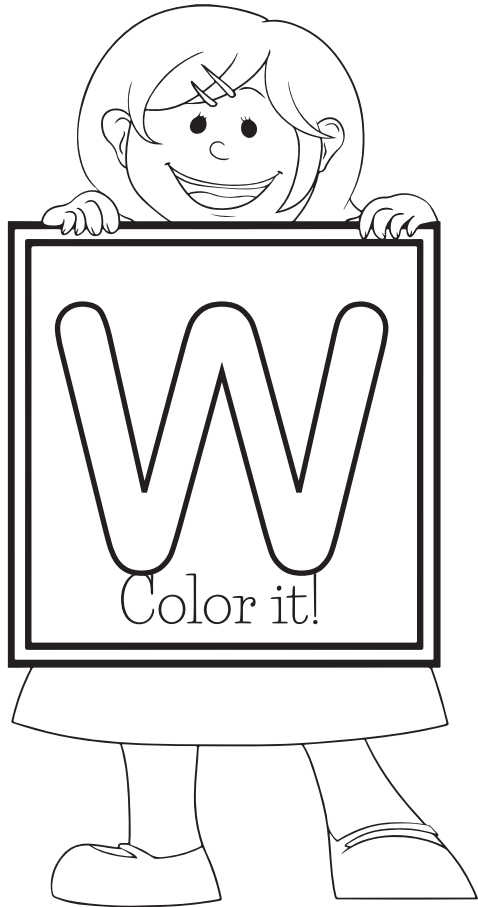
Find and color the letter V.



Write it!


Handwriting practice lines for the letter V. The first two rows each contain six dashed uppercase 'V's for tracing, positioned between a solid top line, a dashed middle line, and a solid bottom line. Below these are three more rows of blank handwriting lines, each consisting of a solid top line, a dashed middle line, and a solid bottom line.

# Uppercase Letter Worksheet

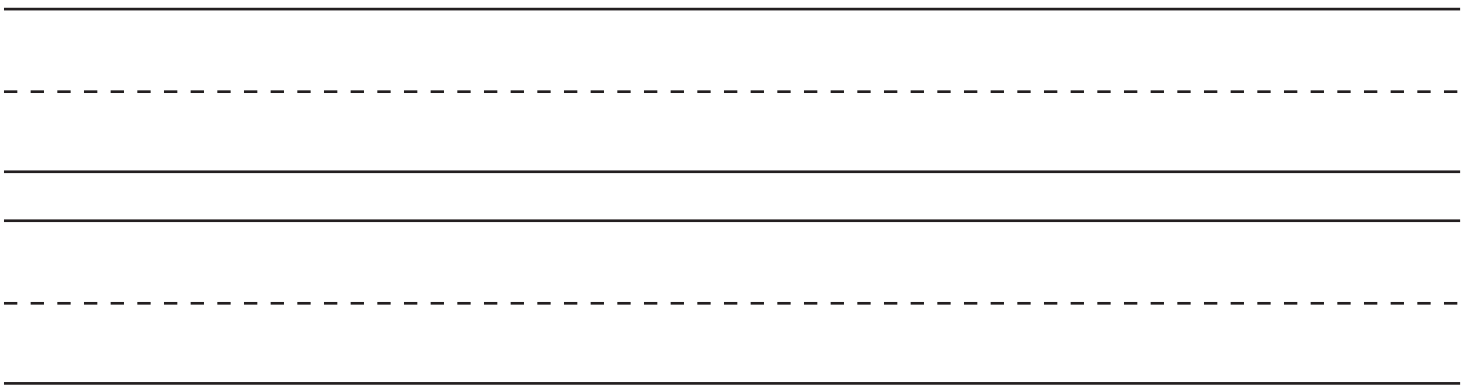
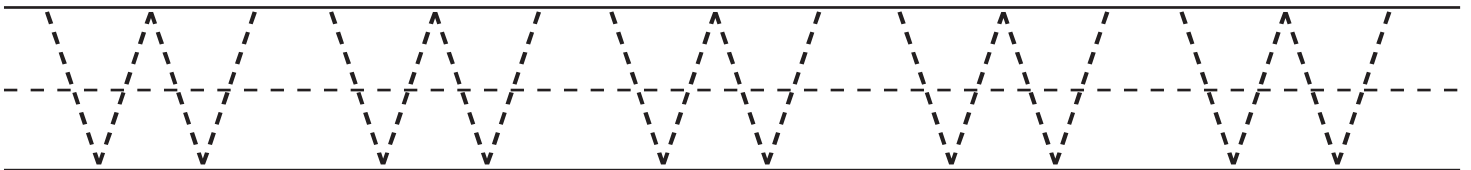
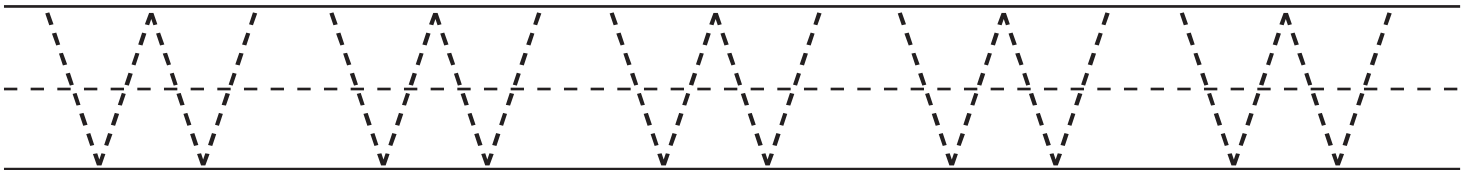


Name \_\_\_\_\_


Find and color the letter W.



Write it!



# Uppercase Letter Worksheet



Name \_\_\_\_\_


Find and color the letter X.

Y	G	V	N
W	X	M	X
A	Z	K	X

Write it!


Two rows of handwriting practice lines. Each row consists of a solid top line, a dashed middle line, and a solid bottom line. The first row contains five dashed uppercase 'X' characters for tracing. The second row contains five dashed uppercase 'X' characters for tracing, followed by blank space for independent writing.

# Uppercase Letter Worksheet



Name \_\_\_\_\_


Find and color the letter Y.



Write it!


Handwriting practice lines for the letter Y. The first row contains five dashed uppercase 'Y's on a set of three horizontal lines (top, middle-dashed, bottom). The second row contains five dashed uppercase 'Y's on the same set of lines. Below these are two more sets of empty three-line guides for independent practice.

# Uppercase Letter Worksheet



Name \_\_\_\_\_


Find and color the letter Z.



Write it!

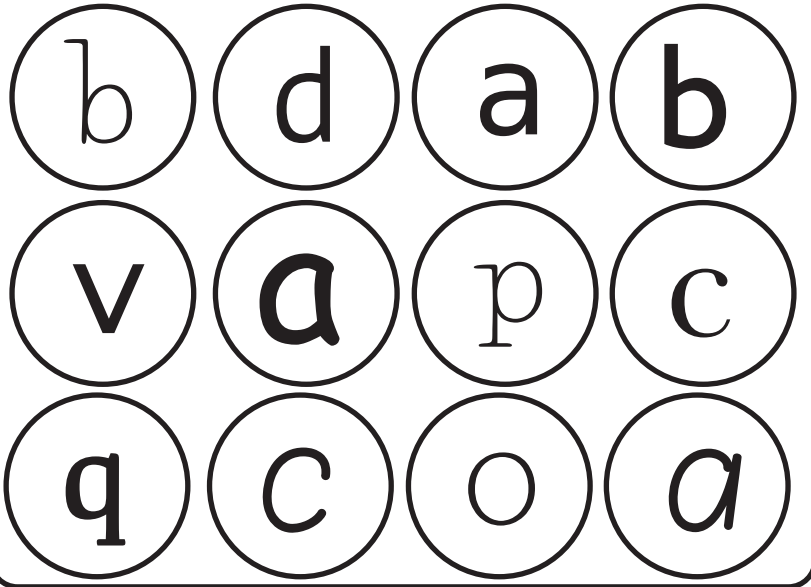
Handwriting practice lines for the letter Z. The first row contains five dashed uppercase 'Z's for tracing. The second row contains five dashed uppercase 'Z's for tracing. Below these are three sets of empty handwriting lines, each consisting of a solid top line, a dashed middle line, and a solid bottom line, for independent practice.

# Lowercase Letter Worksheet



Name \_\_\_\_\_


Find and color the letter a.



Write it!

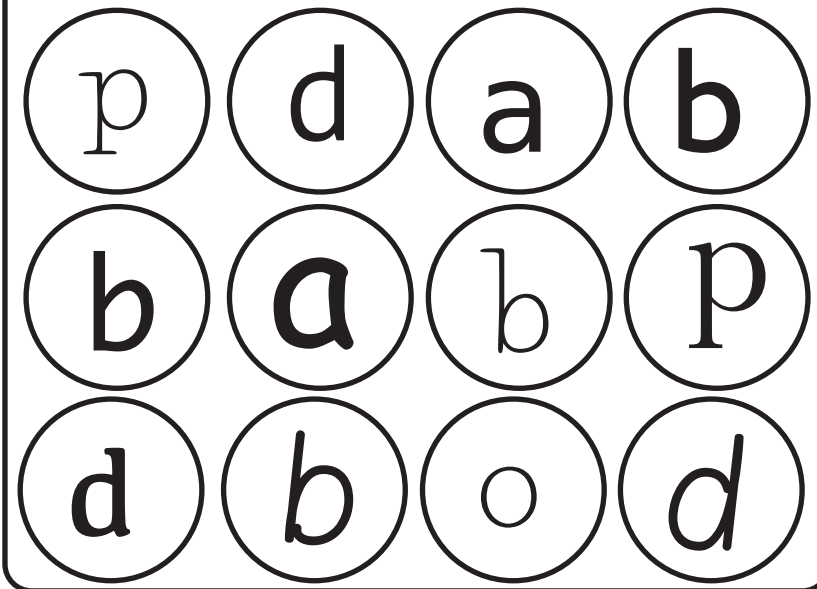


# Lowercase Letter Worksheet

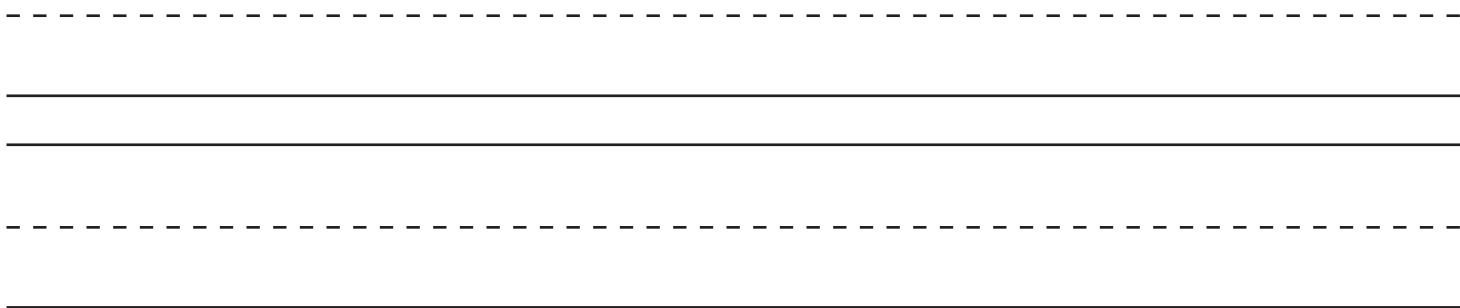
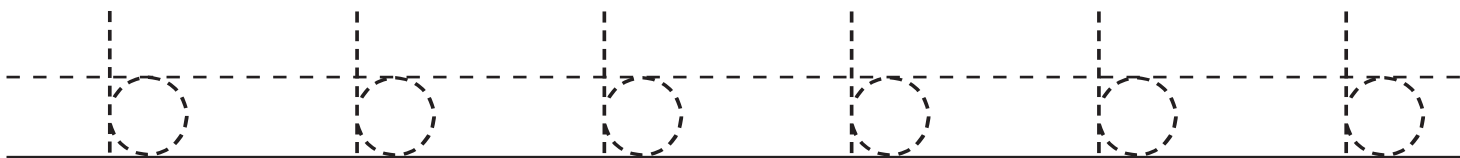
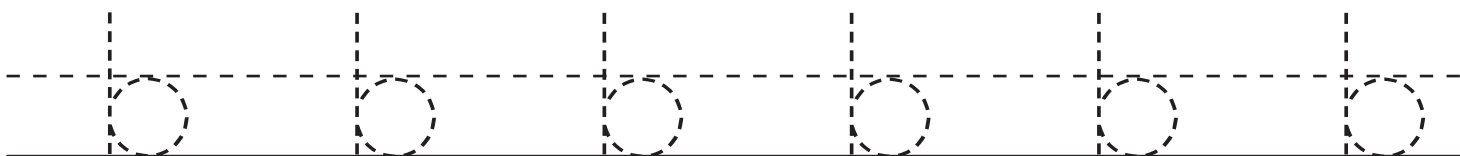


Name \_\_\_\_\_


Find and color the letter b.



Write it!




# Lowercase Letter Worksheet





Name \_\_\_\_\_


Find and color the letter c.



Write it!

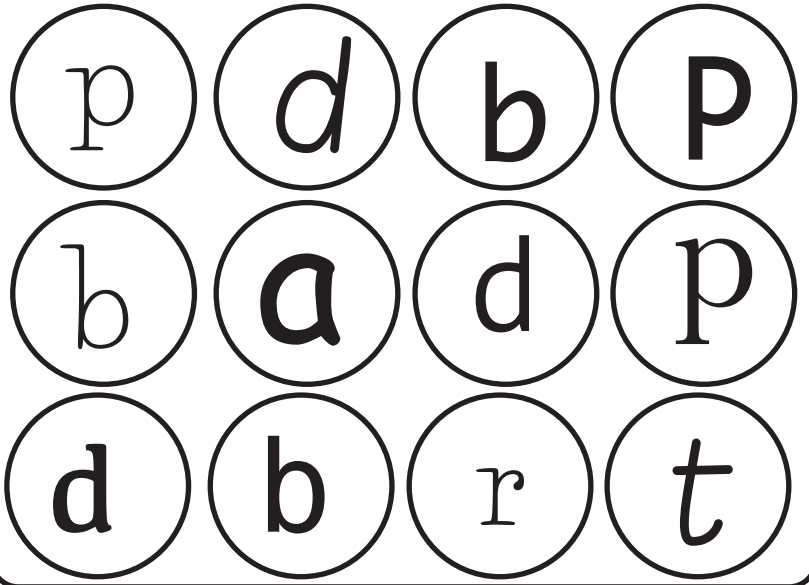


# Lowercase Letter Worksheet



Name \_\_\_\_\_


Find and color the letter d.



Write it!

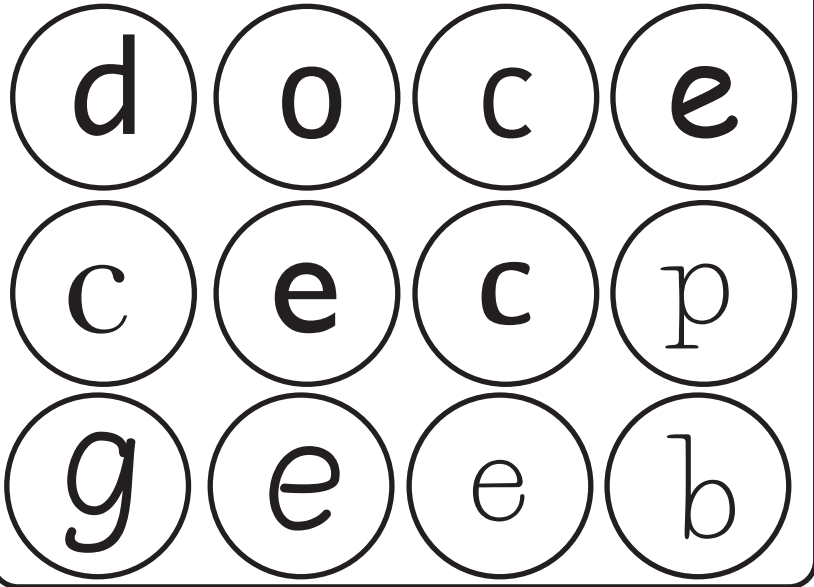
Handwriting practice lines for the letter 'd'. The first two rows each contain six dashed lowercase 'd's for tracing. The remaining three rows are blank handwriting lines, each consisting of a solid top line, a dashed middle line, and a solid bottom line.

# Lowercase Letter Worksheet

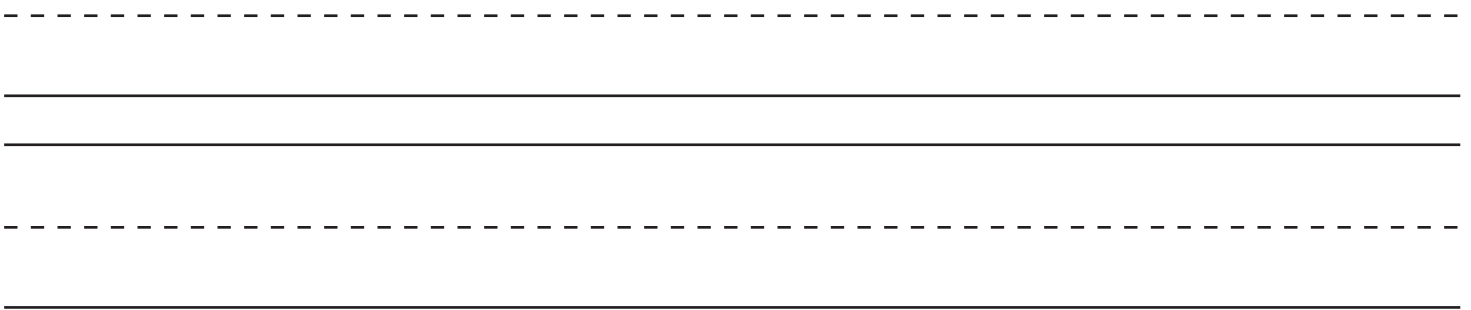
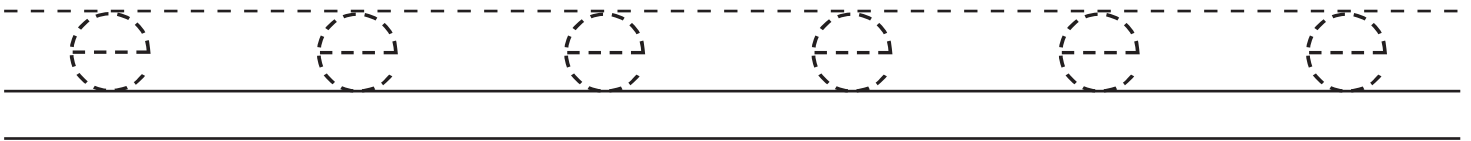


Name \_\_\_\_\_


Find and color the letter e.



Write it!

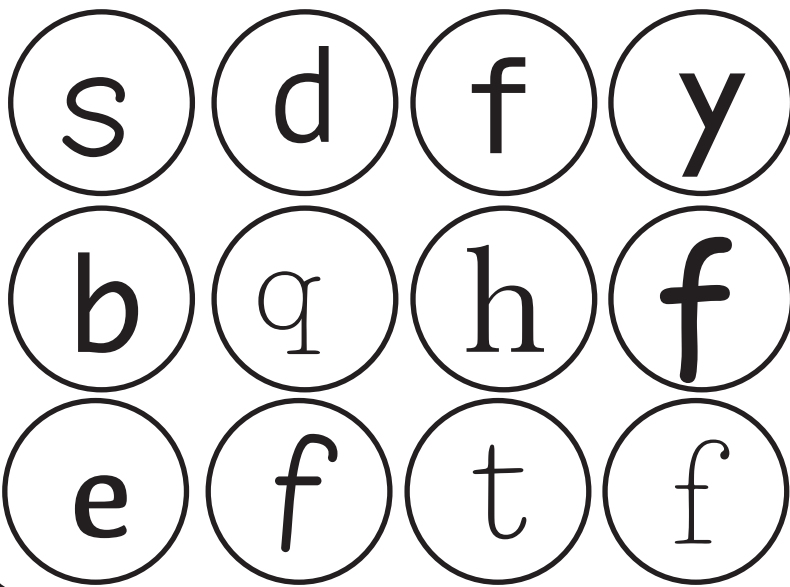


# Lowercase Letter Worksheet



Name \_\_\_\_\_


Find and color the letter f.



Write it!

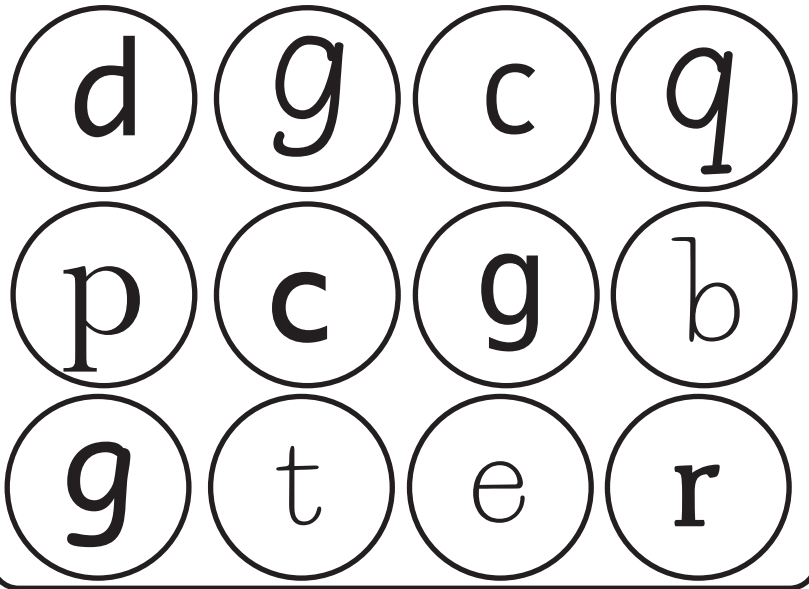
Tracing practice lines for the lowercase letter 'f'. Each row consists of a solid top line, a dashed middle line, and a solid bottom line. The first two rows each contain six dashed 'f' characters for tracing. The remaining three rows are blank for independent writing.

# Lowercase Letter Worksheet

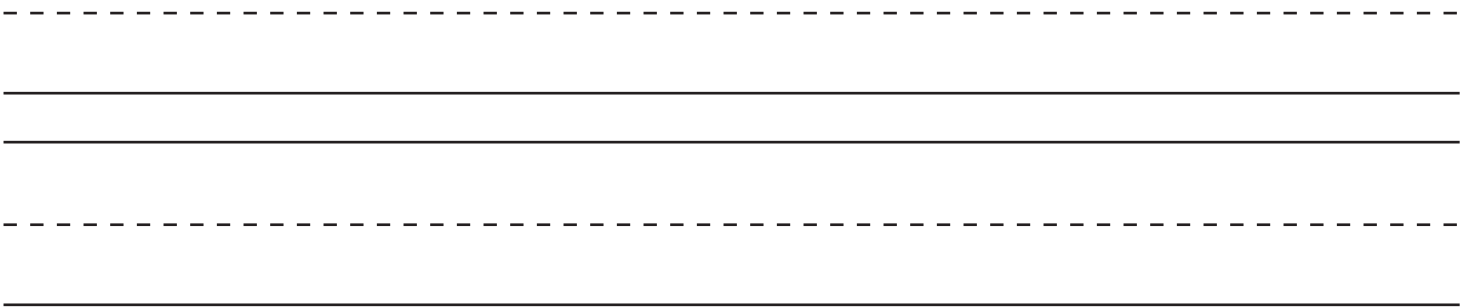
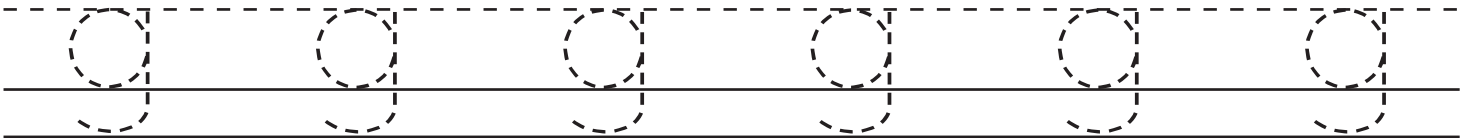


Name \_\_\_\_\_

Find and color the letter g.



Write it!

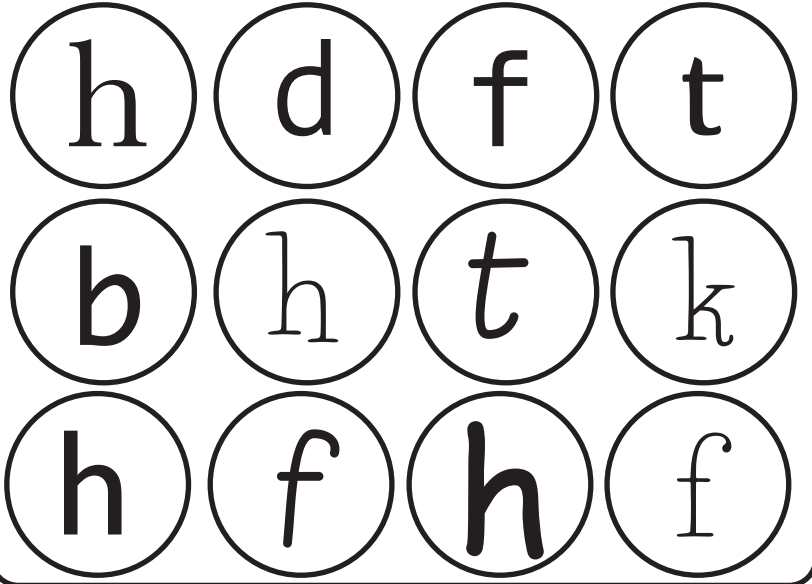


# Lowercase Letter Worksheet

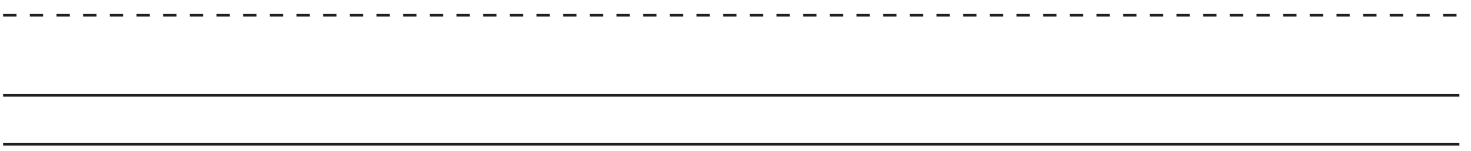
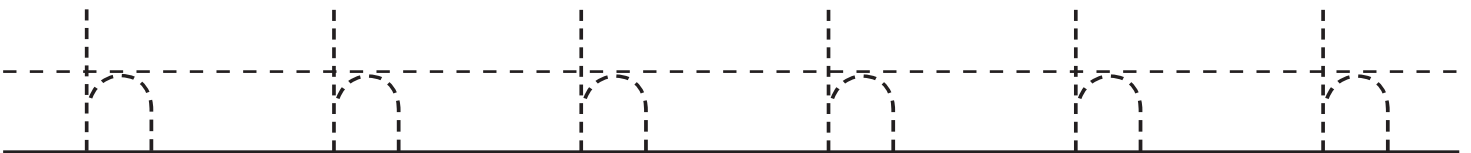
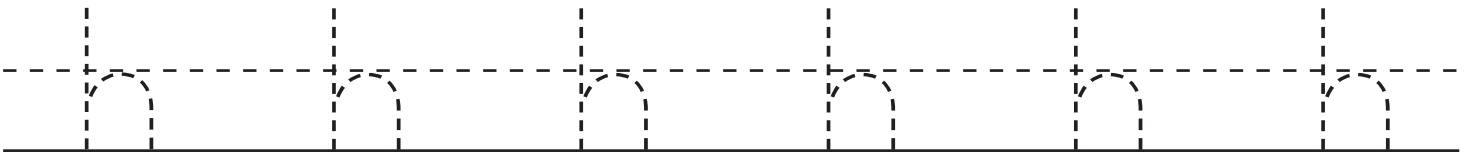


Name \_\_\_\_\_


Find and color the letter h.



Write it!




# Lowercase Letter Worksheet


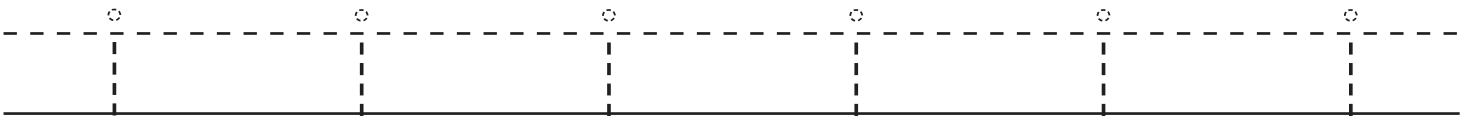
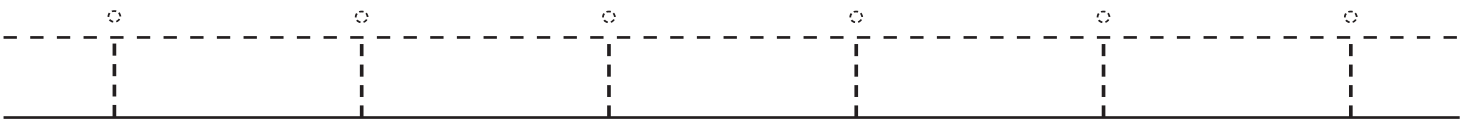


Name \_\_\_\_\_


Find and color the letter i.



Write it!

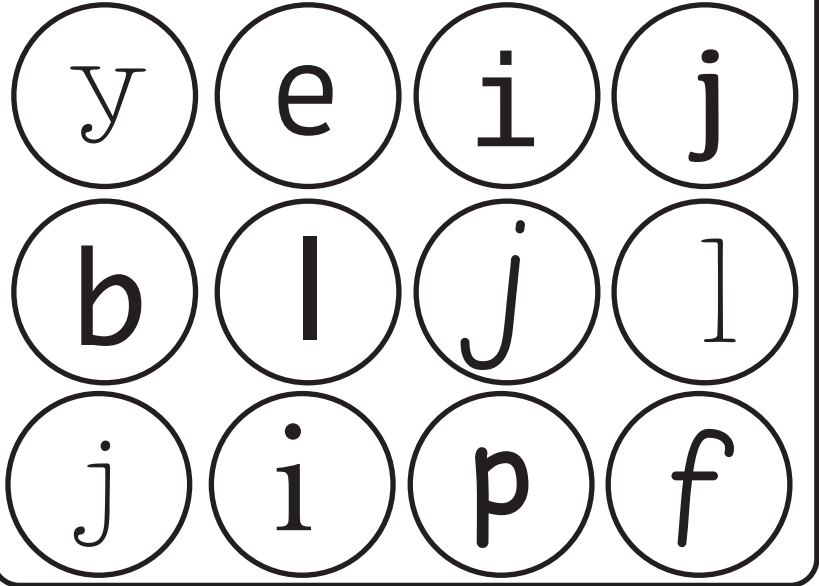


# Lowercase Letter Worksheet

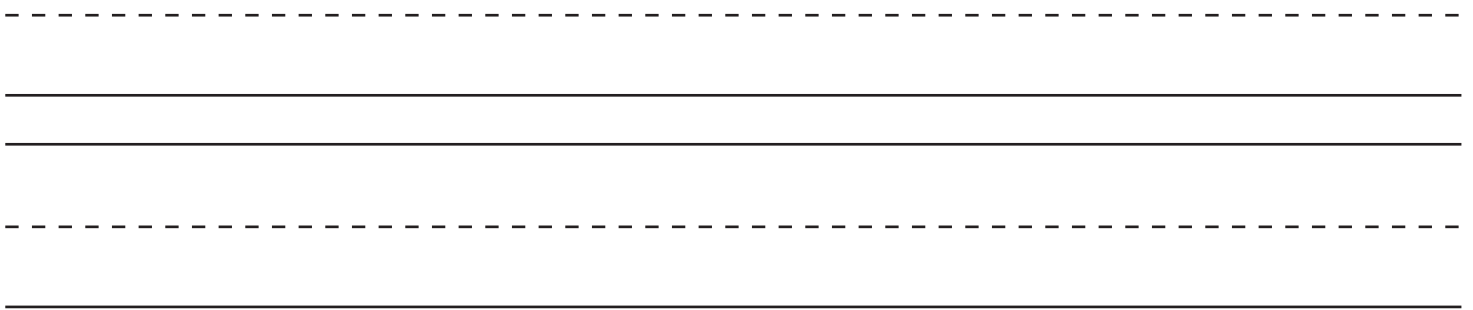
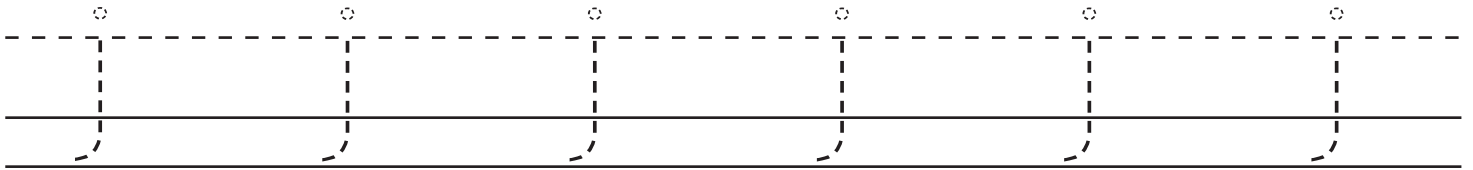
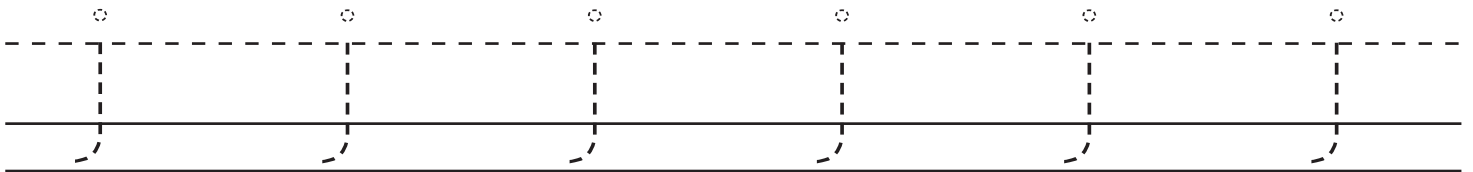


Name \_\_\_\_\_


Find and color the letter j.



Write it!

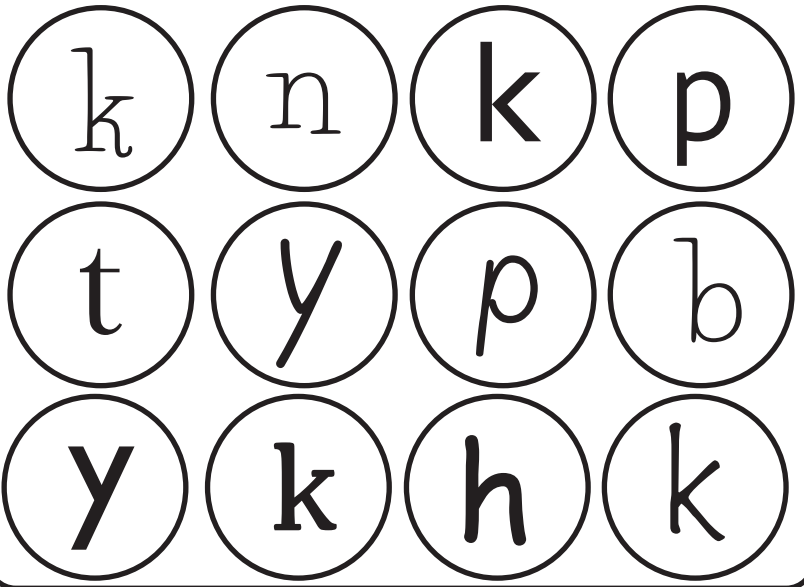


# Lowercase Letter Worksheet

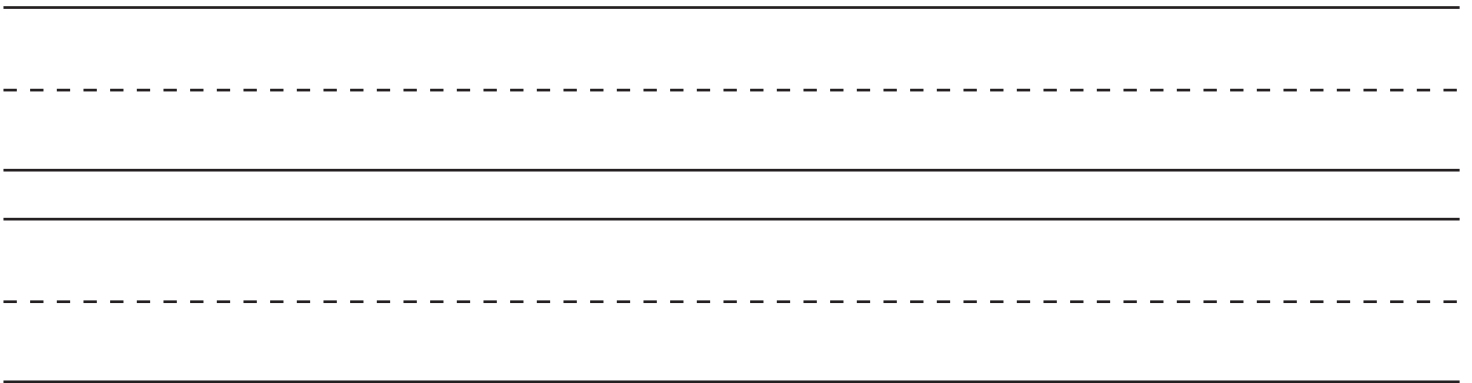
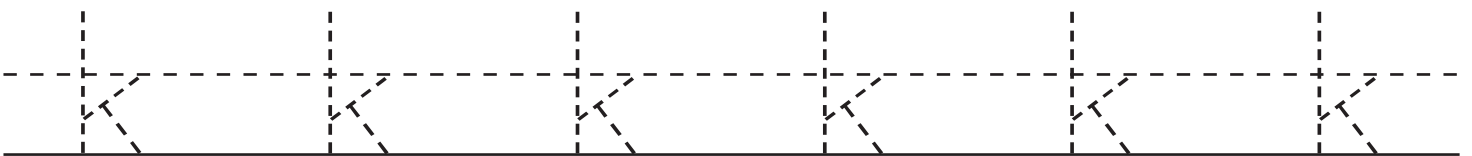
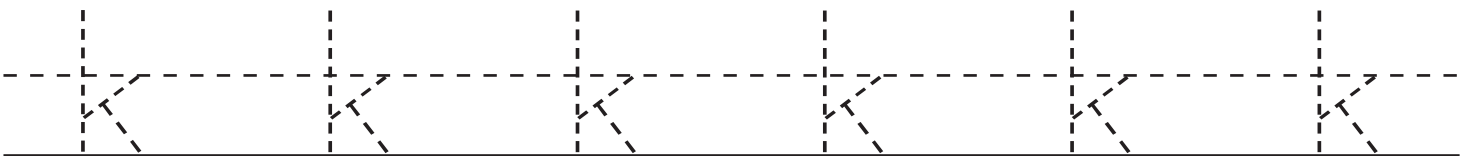


Name \_\_\_\_\_


Find and color the letter k.



Write it!

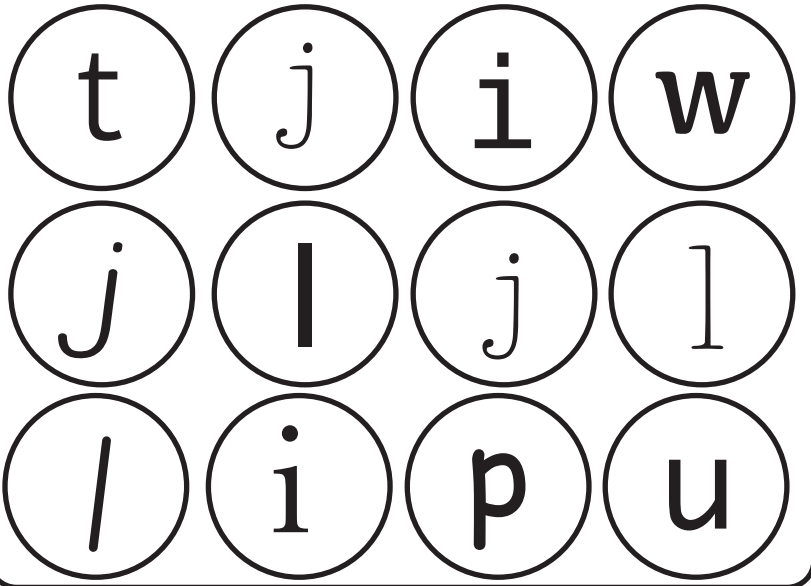


# Lowercase Letter Worksheet



Name \_\_\_\_\_


Find and color the letter l.



Write it!

Handwriting practice lines consisting of five rows. Each row has a solid top line, a dashed middle line, and a solid bottom line. Vertical dashed lines divide each row into five equal-width columns.

# Lowercase Letter Worksheet



Name \_\_\_\_\_


Find and color the letter m.

n	u	k	m
m	z	w	t
y	m	k	n

Write it!

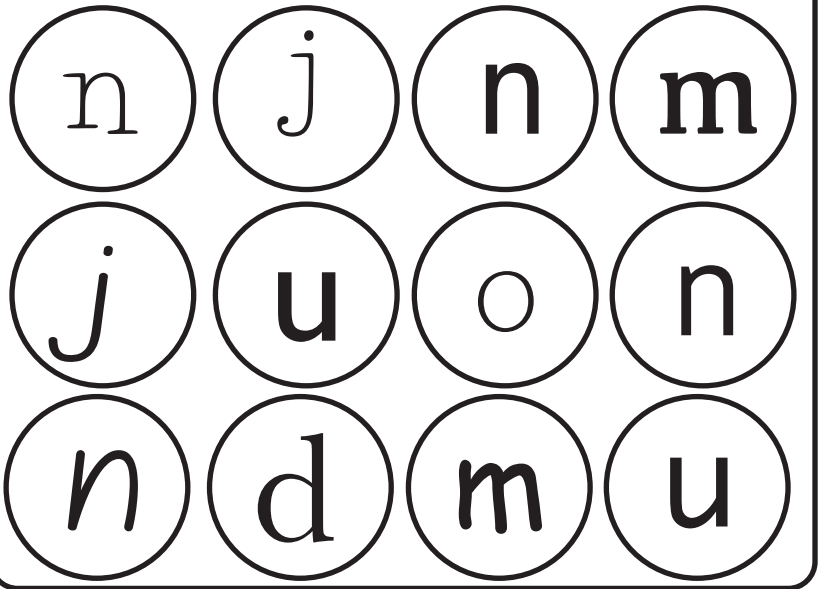
Handwriting practice lines for the letter 'm'. Each row consists of a solid top line, a dashed middle line, and a solid bottom line. The first two rows contain six dashed lowercase 'm' characters for tracing. The remaining three rows are blank for independent practice.

# Lowercase Letter Worksheet



Name \_\_\_\_\_


Find and color the letter n.



Write it!

Handwriting practice lines for the letter 'n'. Each row consists of a solid top line, a dashed middle line, and a solid bottom line. The first two rows each contain six dashed lowercase 'n's for tracing. The third row is empty for independent practice.

# Lowercase Letter Worksheet





Name \_\_\_\_\_

Find and color the letter o.

d	c	g	o
o	c	p	u
b	t	o	o

Write it!




# Lowercase Letter Worksheet




Name \_\_\_\_\_


Find and color the letter p.



Write it!



# Lowercase Letter Worksheet


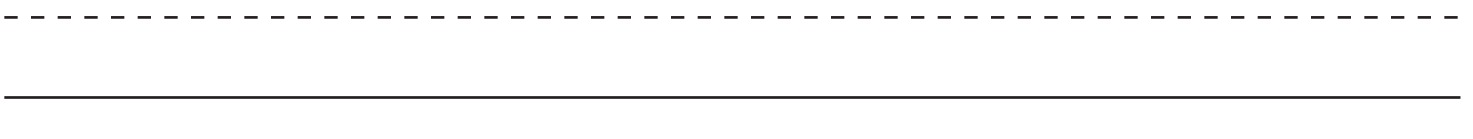
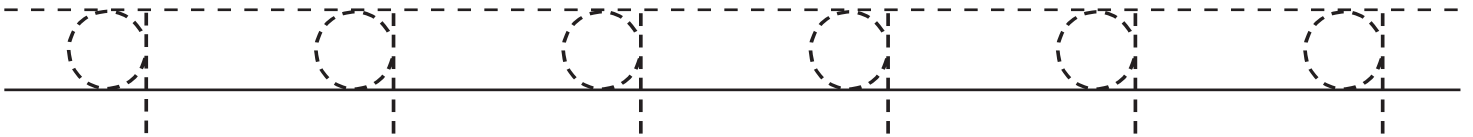



Name \_\_\_\_\_


Find and color the letter q.

p	c	g	c
d	o	q	u
b	q	o	q

Write it!

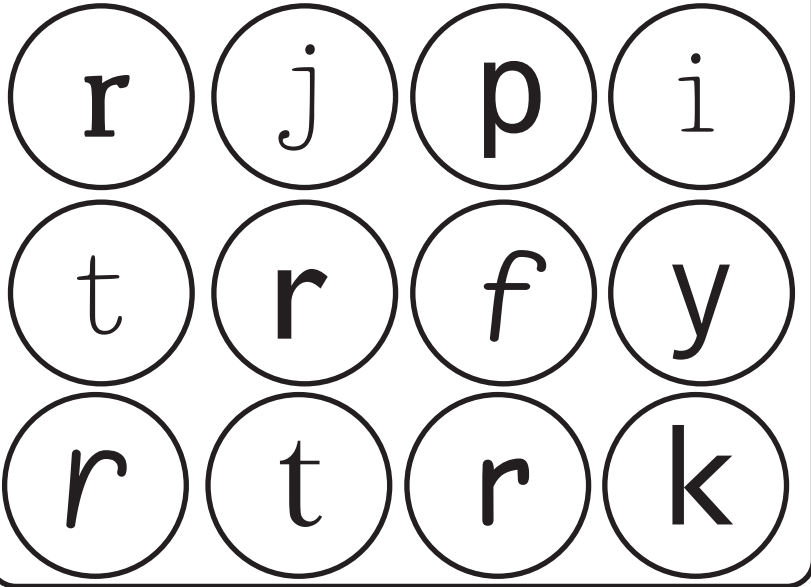


# Lowercase Letter Worksheet



Name \_\_\_\_\_


Find and color the letter r.



Write it!

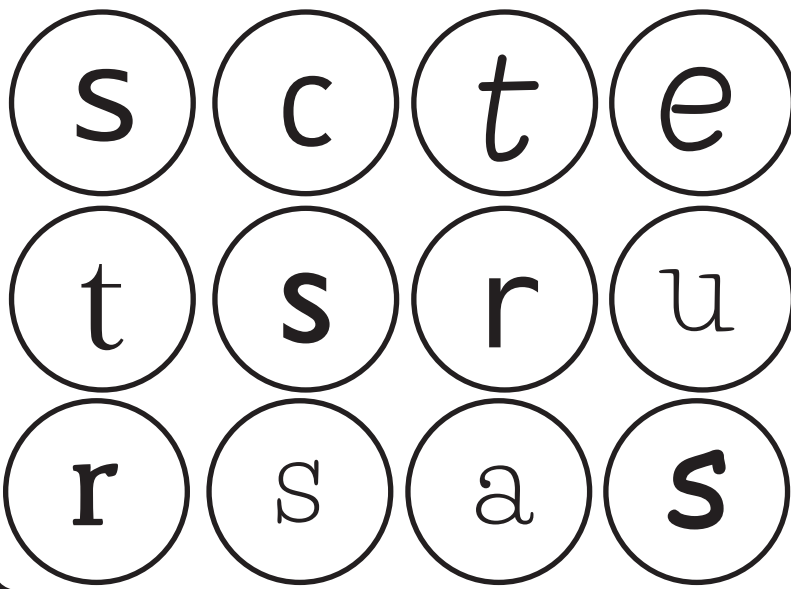
Handwriting practice lines for the letter 'r'. Each row consists of a solid top line, a dashed middle line, and a solid bottom line. The first two rows each contain six dashed lowercase 'r's for tracing. The third row is empty for independent practice.

# Lowercase Letter Worksheet


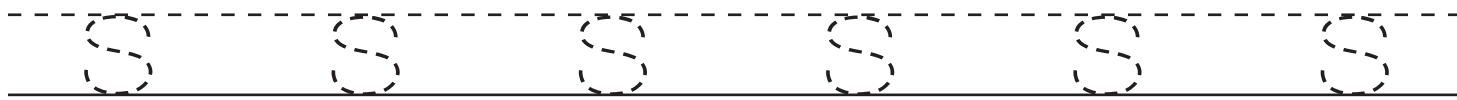



Name \_\_\_\_\_

Find and color the letter s.



Write it!

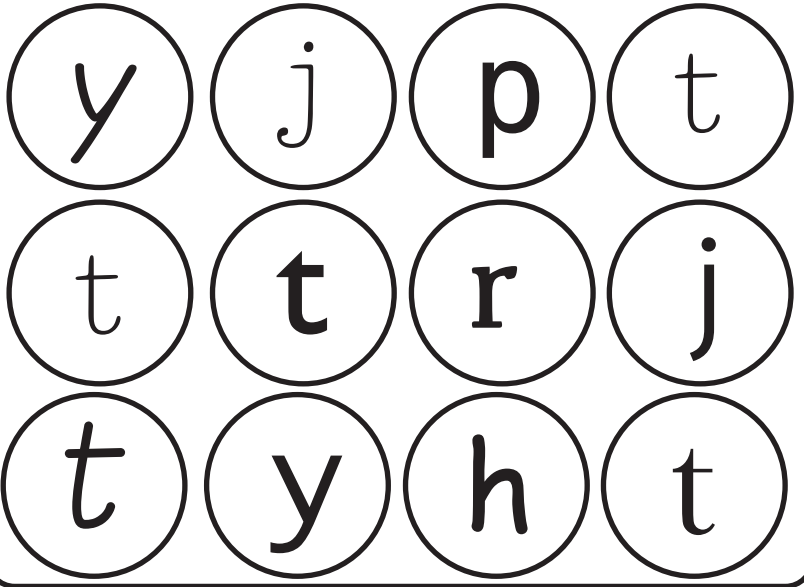


# Lowercase Letter Worksheet



Name \_\_\_\_\_


Find and color the letter t.



Write it!

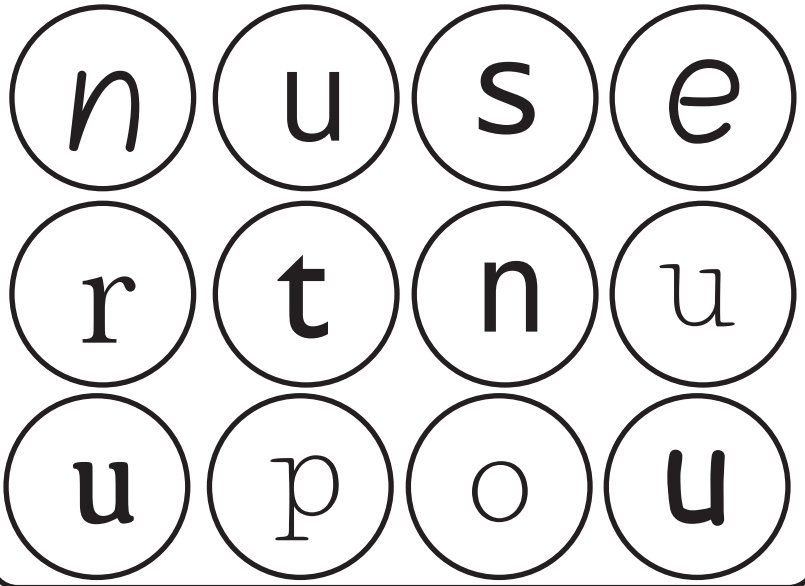
Handwriting practice lines consisting of three rows of solid top and bottom lines with a dashed middle line. Each row contains six dashed lowercase letter 't's for tracing.

# Lowercase Letter Worksheet



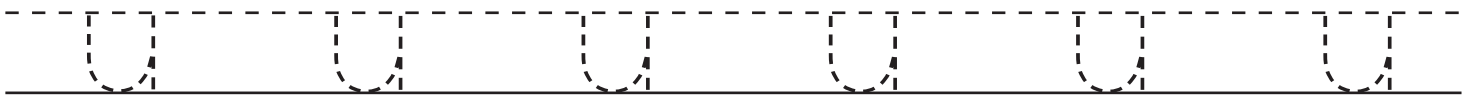



Name \_\_\_\_\_

Find and color the letter u.



Write it!



# Lowercase Letter Worksheet




Name \_\_\_\_\_


Find and color the letter v.

v	j	v	a
j	u	p	n
v	e	y	u

Write it!




# Lowercase Letter Worksheet

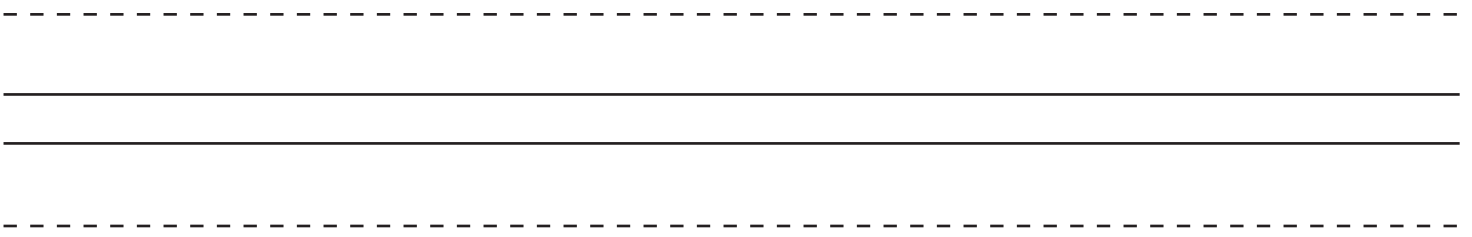


Name \_\_\_\_\_


Find and color the letter w.



Write it!



# Lowercase Letter Worksheet




Name \_\_\_\_\_


Find and color the letter x.

z	r	x	b
v	u	p	x
m	x	y	v

Write it!

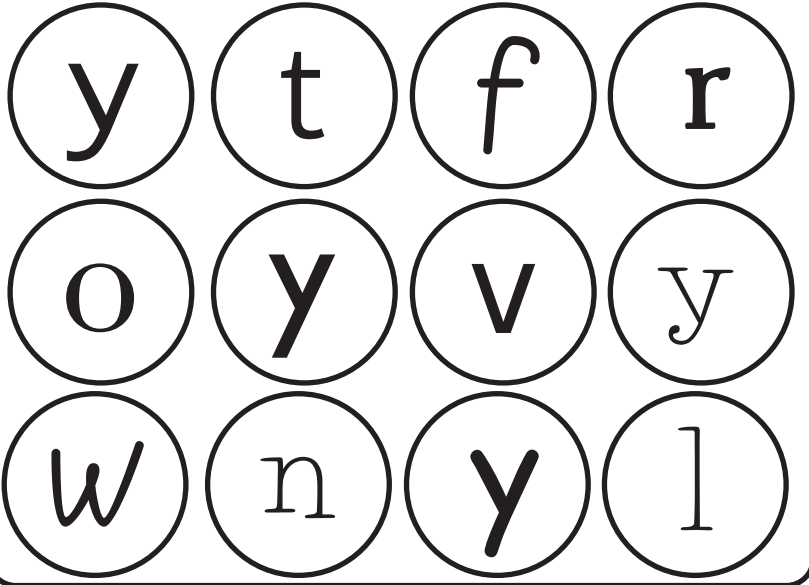


# Lowercase Letter Worksheet

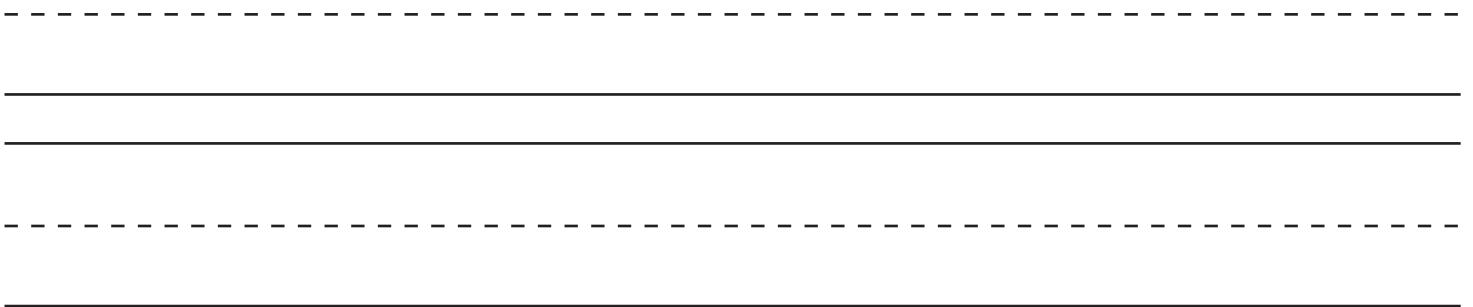
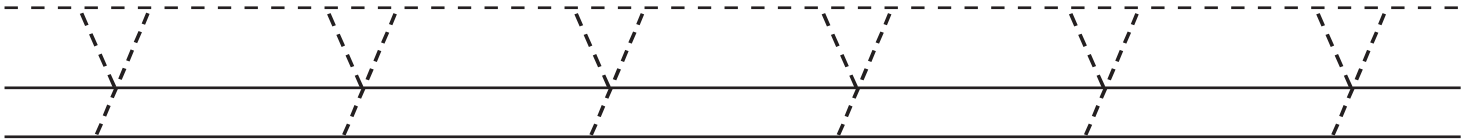


Name \_\_\_\_\_

Find and color the letter y.



Write it!




# Lowercase Letter Worksheet



Name \_\_\_\_\_

Find and color the letter z.


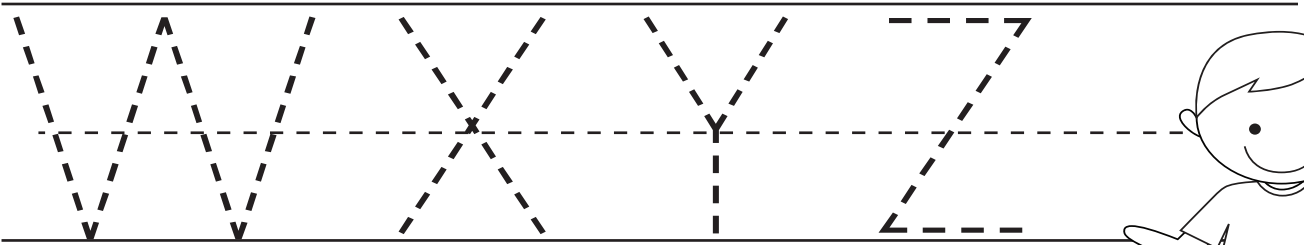
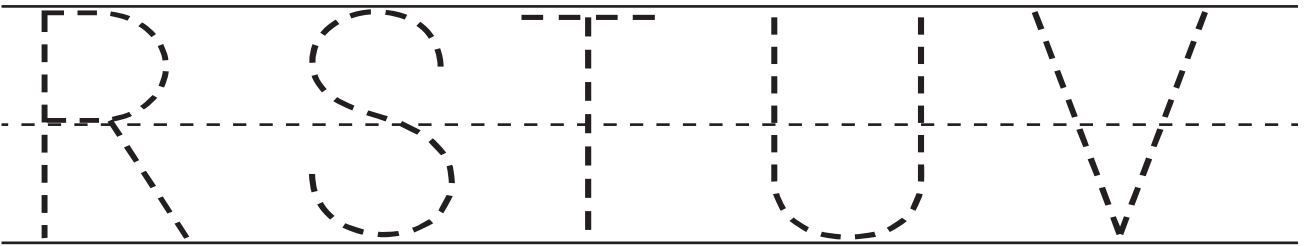
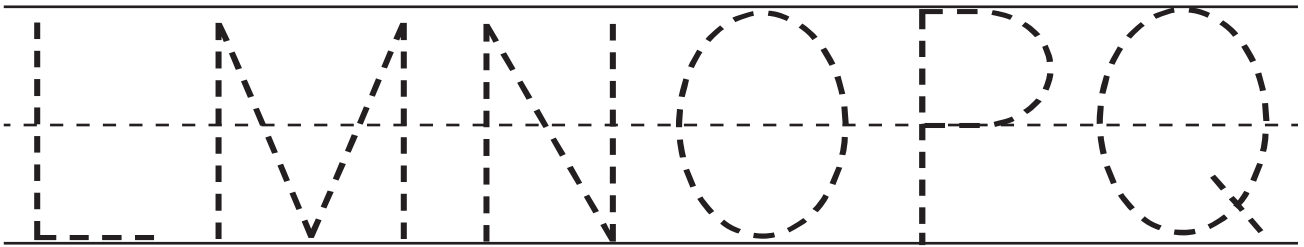
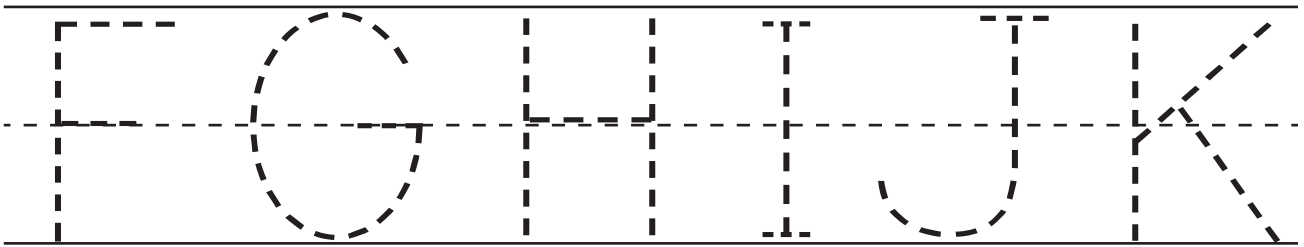
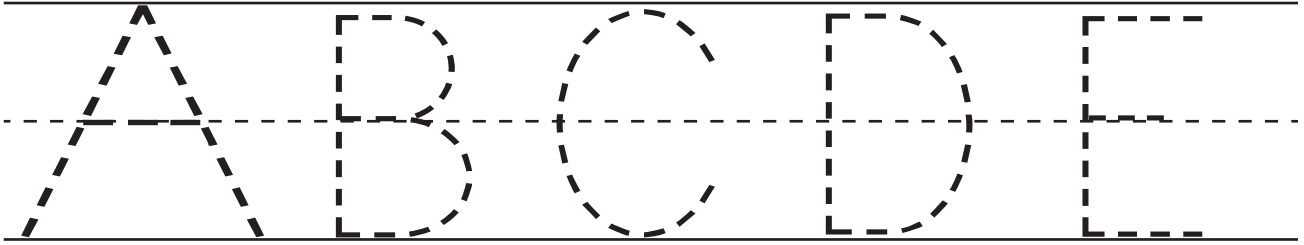


Write it!



# Alphabet Tracing Worksheet

Name \_\_\_\_\_



# Alphabet Tracing Worksheet

Name \_\_\_\_\_


a b c d e

f g h i j k

l m n o p q

r s t u v

w x y z



# Missing Letter Worksheet

Name \_\_\_\_\_

Fill in the missing letters.

A

\_\_\_\_\_

-----

\_\_\_\_\_

D

\_\_\_\_\_

-----

\_\_\_\_\_

F

G

H

\_\_\_\_\_

-----

\_\_\_\_\_

J

\_\_\_\_\_

-----

\_\_\_\_\_

L

M

\_\_\_\_\_

-----

\_\_\_\_\_

O

\_\_\_\_\_

-----

\_\_\_\_\_

Q

\_\_\_\_\_

-----

\_\_\_\_\_

T

\_\_\_\_\_

-----

\_\_\_\_\_

V

\_\_\_\_\_

-----


\_\_\_\_\_

X

\_\_\_\_\_

-----

\_\_\_\_\_



# Missing Letter Worksheet

Name \_\_\_\_\_

Fill in the missing letters.


\_\_\_\_\_ B C \_\_\_\_\_ E \_\_\_\_\_

G \_\_\_\_\_ I \_\_\_\_\_ K \_\_\_\_\_

M N \_\_\_\_\_ R

S \_\_\_\_\_ V W

\_\_\_\_\_ Y \_\_\_\_\_



# Missing Letter Worksheet

Name \_\_\_\_\_

Fill in the missing letters.

A

C

J

L


N

Q

T

V

Z



# Missing Letter Worksheet

Name \_\_\_\_\_

Fill in the missing letters.


\_\_\_\_\_ b \_\_\_\_\_ d e \_\_\_\_\_  
-----  
\_\_\_\_\_

\_\_\_\_\_ h \_\_\_\_\_ j k \_\_\_\_\_  
-----  
\_\_\_\_\_

\_\_\_\_\_ n o p \_\_\_\_\_  
-----  
\_\_\_\_\_

s t \_\_\_\_\_ v \_\_\_\_\_  
-----  
\_\_\_\_\_

\_\_\_\_\_ y z \_\_\_\_\_  
-----  
\_\_\_\_\_



# Missing Letter Worksheet

Name \_\_\_\_\_

Fill in the missing letters.

a b c \_\_\_\_\_ e \_\_\_\_\_

g \_\_\_\_\_ i \_\_\_\_\_ l

\_\_\_\_\_ o \_\_\_\_\_ q r

\_\_\_\_\_ t \_\_\_\_\_ v w

\_\_\_\_\_ y \_\_\_\_\_



# Missing Letter Worksheet

Name \_\_\_\_\_

Fill in the missing letters.

a

c

f

h

j


l

p

r

s


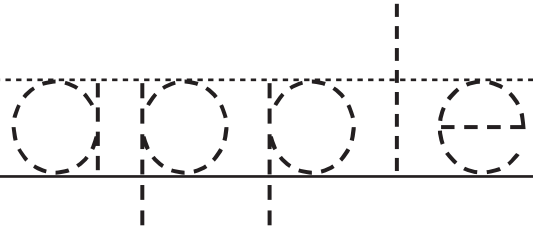

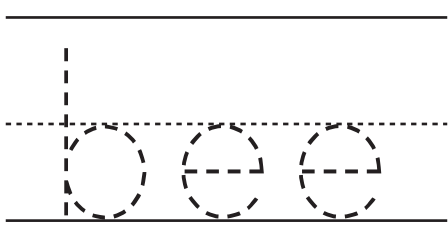

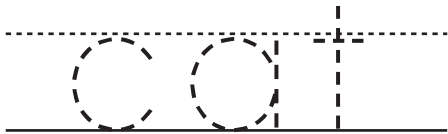

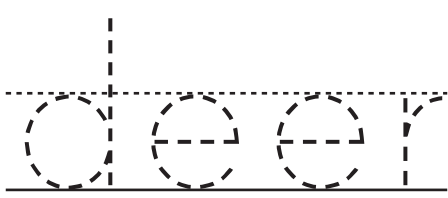

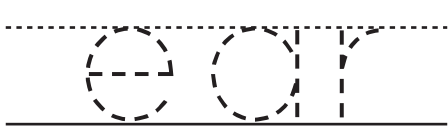
w


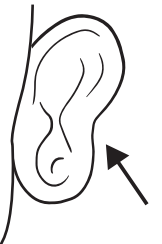



# Alphabet Activity Worksheet

Name \_\_\_\_\_

Trace the alphabet and words. Cut out the images. Match the words in the boxes with the correct images by pasting them inside the boxes.

		paste
		paste
		paste
		paste
		paste



# Alphabet Activity Worksheet

Name \_\_\_\_\_

Trace the alphabet and words. Cut out the images. Match the words in the boxes with the correct images by pasting them inside the boxes.

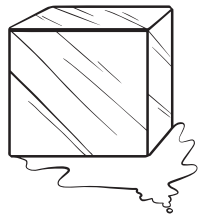
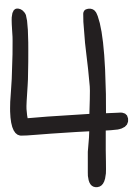
f	four	paste
---	------	-------

g	girl	paste
---	------	-------

h	hand	paste
---	------	-------

i	ice	paste
---	-----	-------


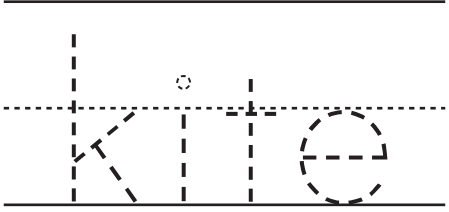

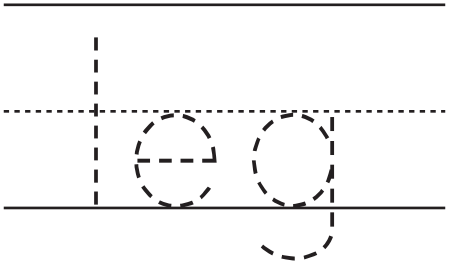

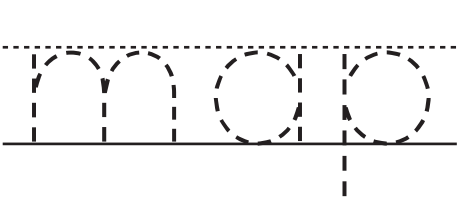

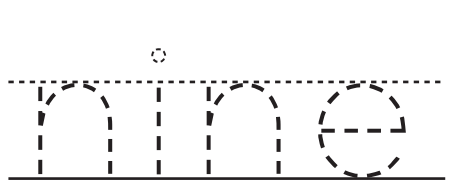

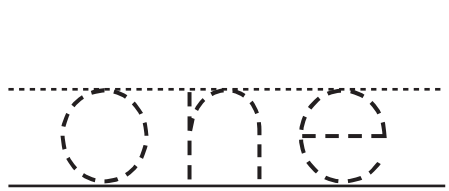
j	jam	paste
---	-----	-------

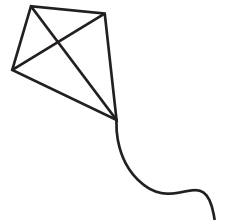


# Alphabet Activity Worksheet

Name \_\_\_\_\_

Trace the alphabet and words. Cut out the images. Match the words in the boxes with the correct images by pasting them inside the boxes.

		paste
		paste
		paste
		paste
		paste



1


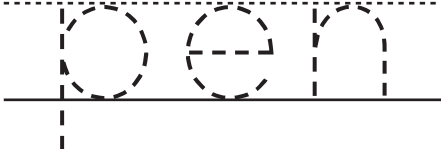

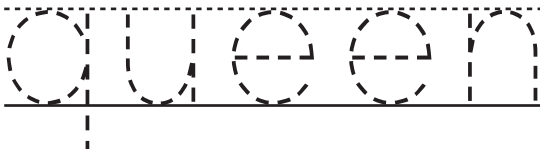

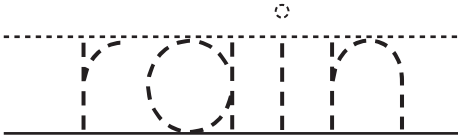

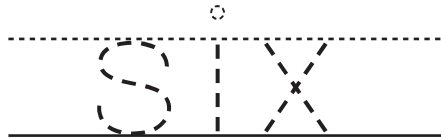




9

# Alphabet Activity Worksheet

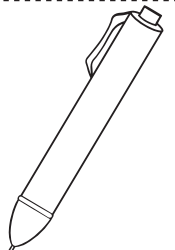

Name \_\_\_\_\_

Trace the alphabet and words. Cut out the images. Match the words in the boxes with the correct images by pasting them inside the boxes.

		paste
		paste
		paste
		paste
		paste




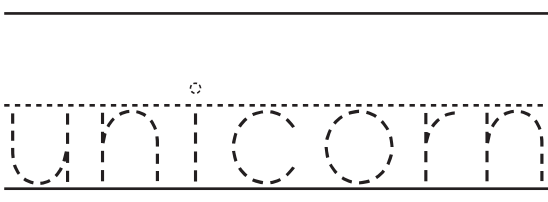

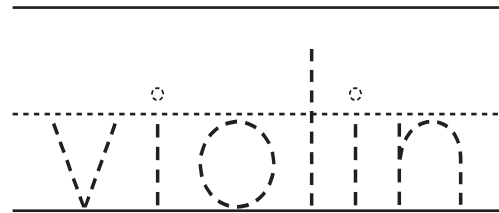

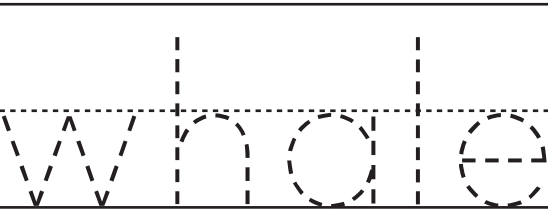

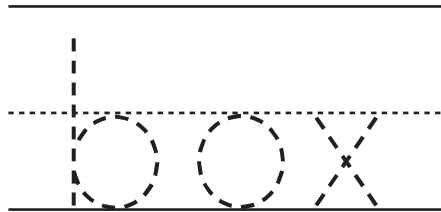

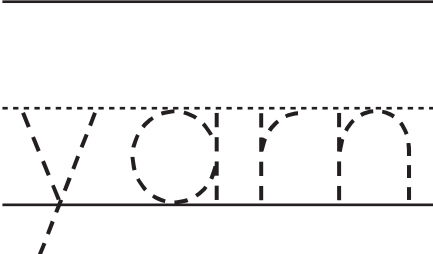
6


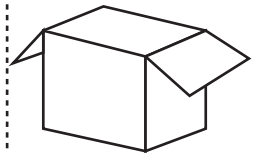
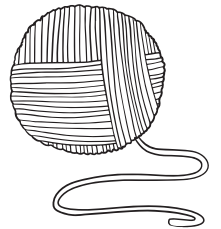
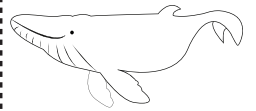


# Alphabet Activity Worksheet

Name \_\_\_\_\_

Trace the alphabet and words. Cut out the images. Match the words in the boxes with the correct images by pasting them inside the boxes.


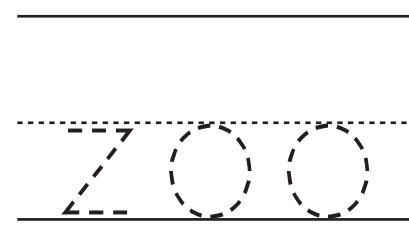

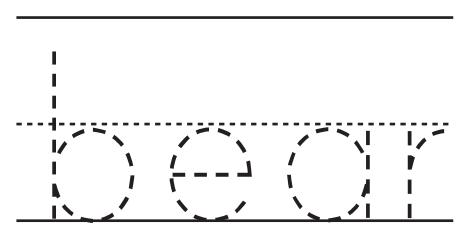

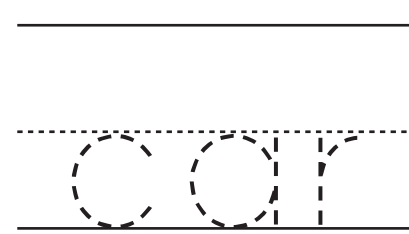

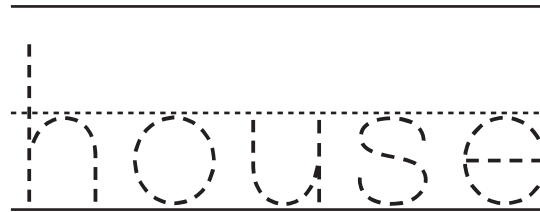

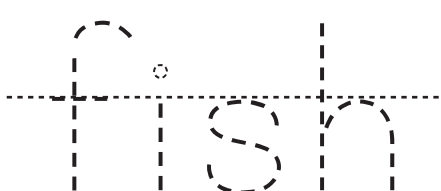
		paste
		paste
		paste
		paste
		paste







# Alphabet Activity Worksheet

Name \_\_\_\_\_


Trace the alphabet and words. Cut out the images. Match the words in the boxes with the correct images by pasting them inside the boxes.

		paste
		paste
		paste
		paste
		paste



# Color by Letter Worksheet

Name \_\_\_\_\_



a =  yellow

c =  blue

e =  pink

g =  purple


j =  green

n =  orange

p =  brown

# Color by Letter Worksheet

Name \_\_\_\_\_



b =  brown

d =  green

f =  yellow

h =  blue

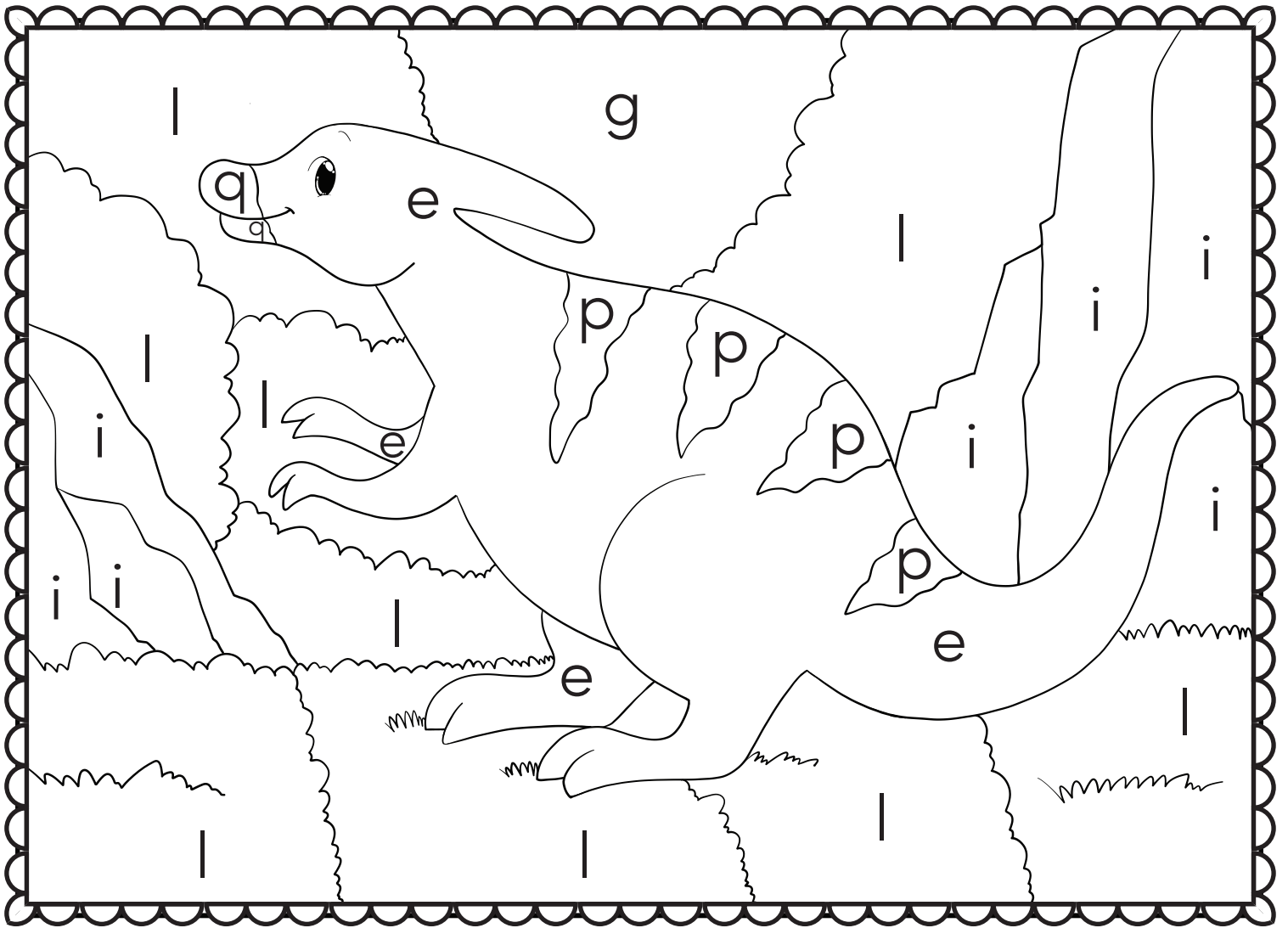
k =  purple

m =  white

o =  pink

# Color by Letter Worksheet

Name \_\_\_\_\_



e =  purple

g =  blue

i =  gray


l =  green

p =  yellow

q =  red

# Color by Letter Worksheet

Name \_\_\_\_\_



A =  green

D =  brown

E =  light brown

G =  blue

H =  yellow

# Color by Letter Worksheet

Name \_\_\_\_\_

