


Christmas Vocabulary Words

Name _____



angel

Circle the correct spelling.

anbel engel

anggel amgel

angeil angel

angal angil

andgel angele


Let's trace the word!

angel angel angel

angel angel angel

Christmas Vocabulary Words

Name _____



Circle the correct spelling.

bills beils

beles bales

bulls bolls

bells beels

beals bellis

Let's trace the word!

bells bells bells

bells bells bells

Christmas Vocabulary Words

Name _____



Circle the correct spelling.

cendle candie

candle candal

candte candel

cendie cendal

canndle candile

Let's trace the word!

candle candle candle

candle candle candle

Christmas Vocabulary Words

Name _____



Circle the correct spelling.

cendy cane

candi caine

candy cane

condy cane

candie cain

Let's trace the word!

candy cane

candy cane

Christmas Vocabulary Words

Name _____



elf

Circle the correct spelling.

elv elif

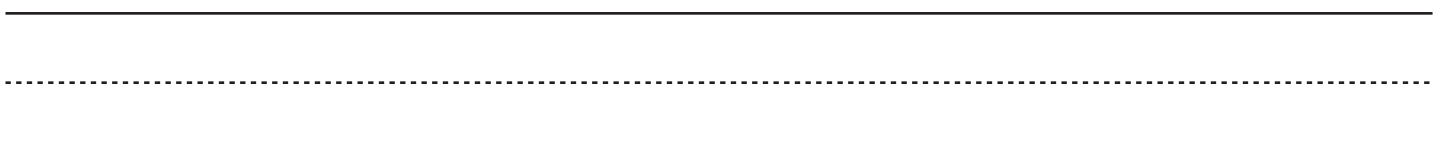
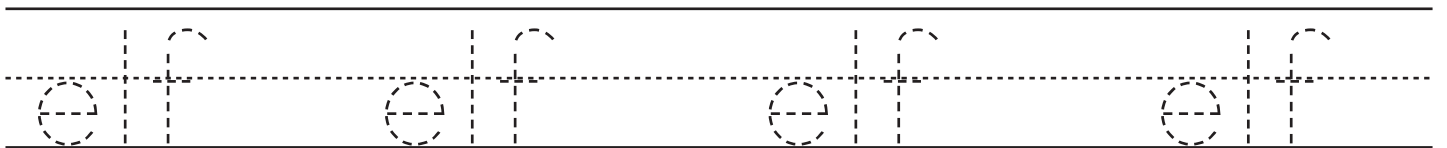
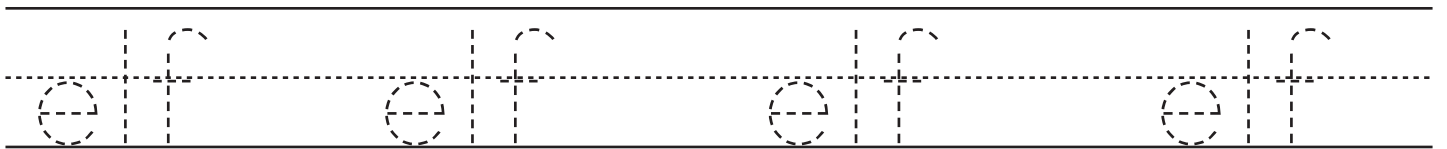
elfe elife

alf elef

elf elff

elf eelf

Let's trace the word!



Christmas Vocabulary Words

Name _____



Circle the correct spelling.

snawman

snowmin

snawmin

snowman

snouman

Let's trace the word!

snowman snowman

snowman snowman

Christmas Vocabulary Words

Name _____



Circle the correct spelling.

Senta Santaa

Sonta Saanta

Santa Sontaa

Sannta Santo

Santta

Let's trace the word!

Santa Santa

Santa Santa

Christmas Vocabulary Words

Name _____



Circle the correct spelling.

Christimas

Christmas

Christomas

Christomos

Christmaas

Let's trace the word!

Christmas Christmas

Christmas Christmas

Christmas Vocabulary Words

Name _____



Circle the correct spelling.

stoking

stacking

stocking

stockking

stockinge


Let's trace the word!

stocking stocking

stocking stocking

Christmas Vocabulary Words

Name _____



present

Circle the correct spelling.

preasent

present

pressent

pressont

preseent


Let's trace the word!

present present

present present

Christmas Vocabulary Words

Name _____



reindeer

Circle the correct spelling.

reindeer

raindeer

reeindeer

reinndeer

reinddeer


Let's trace the word!

reindeer reindeer

reindeer reindeer

Christmas Vocabulary Words

Name _____



Circle the correct spelling.

stor sttar

staar starr

star satar

stir staa

stair starre


Let's trace the word!

star star star

star star star

Christmas Vocabulary Words

Name _____



Christmas tree

Circle the correct spelling.

Christmas tree

Christmas ttree

Christmos tree

Christmas tree

Christomos tree

Let's trace the word!

Christmas tree

Christmas tree

Christmas Vocabulary Words

Name _____



Circle the correct spelling.

sleeigh slaigh

sleiggh sleighh

sleeigh sleiggh

sleigh slaiggh

slegh sleigh

Let's trace the word!


sleigh sleigh sleigh

sleigh sleigh sleigh


Christmas Phonics

Name _____


Color and write the beginning sound of each image.

_____  _____
_____ anta


(w) (s) (t)

_____  _____
_____ andle

(c) (t) (b)

_____  _____
_____ resent

(g) (b) (p)


_____  _____
_____ tar

(c) (s) (a)

Christmas Phonics


Name _____

Color and write the beginning sound of each image.




_____ngel

(b) (e) (a)



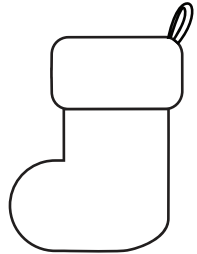
_____ells

(v) (n) (b)



_____lf

(e) (r) (a)




_____tocking

(s) (v) (m)

Christmas Reading Worksheet

Name _____

Jessica is asking for a doll for Christmas. She wants a doll with a hat. Jessica is going to name her Kathy.



1. What does Jessica want for Christmas?

Jessica wants a _____
_____.

2. What type of a doll does Jessica want?

Jessica wants a doll with a _____
_____.


3. What will Jessica name her doll?

She will name her _____
_____.

Christmas Reading Worksheet

Name _____

Jack is going to help his mother decorate the Christmas tree. He is going to hang red and white candy canes on the Christmas tree.



1. What will Jack help his mother with? _____

He is going to help his mother _____

2. What will Jack hang on the Christmas tree? _____

He will hang _____

3. What colors are the candy canes? _____



The candy canes are _____

Christmas Reading Worksheet

Name _____

Beth baked pumpkin pies for Christmas dinner.

She is also going to bake cookies with her grandmother.



1. What did Beth bake for Christmas dinner?

Beth baked _____ .

2. What else is Beth going to bake?

She is going to bake _____ .

3. Who will Beth bake cookies with?


She will bake cookies with her _____ .

Christmas Word Search


Name _____

Trace the letters.

Find and circle the words for the pictures.



sleigh



candle



angel



Santa

Christmas Word Search

Name _____


Trace the letters.

Find and circle the words for the pictures.

b	c	s	f	n	k
e	a	a	g	e	v
l	t	a	x	l	e
l	d	t	r	e	e
s	t	a	r	s	g
w	e	l	f	t	b




bells



star



elf





tree


Christmas Patterns Worksheet


Name _____

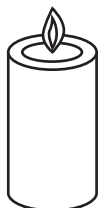

Look at the pattern below. Cut out the images and paste the image that comes last in each box.

	paste here
--	------------

	paste here
---	------------

	paste here
--	------------


	paste here
--	------------





Christmas Patterns Worksheet


Name _____

Look at the pattern below. Cut out the images and paste the image that comes last in each box.







	<p>paste here</p>
--	-------------------

	<p>paste here</p>
---	-------------------

	<p>paste here</p>
--	-------------------

	<p>paste here</p>
--	-------------------

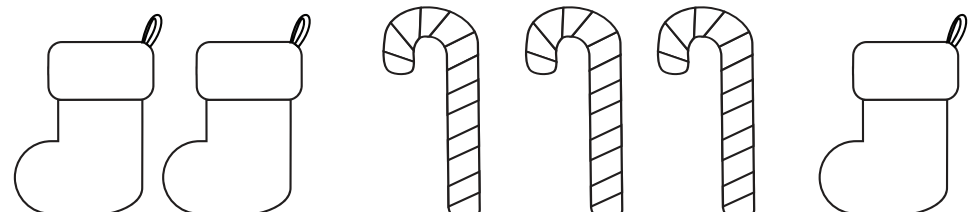



					
---	---	---	--	---	---


Christmas Patterns Worksheet


Name _____

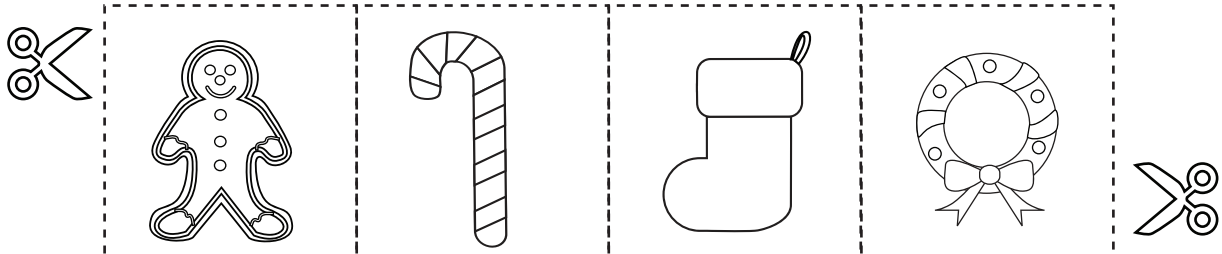
Look at the pattern below. Cut out the images and paste the image that comes last in each box.

	paste here
--	------------

	paste here
---	------------

	paste here
--	------------

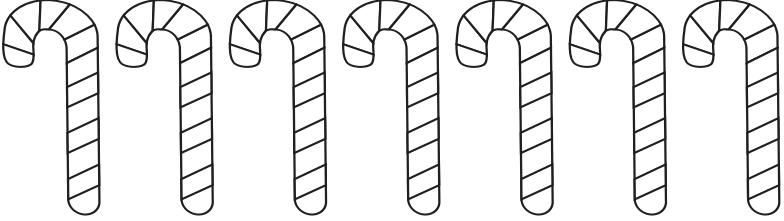
	paste here
--	------------





Christmas Counting Worksheet

Name _____

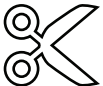




Count the number of images in each row. Trace the numbers inside the boxes at the bottom and cut out the squares. Paste the squares that match the total amount in each box.

	paste here
--	------------

	paste here
--	------------

	paste here
---	------------





				
---	---	---	---	---


Christmas Counting Worksheet

Name _____



Count the number of images in each row. Trace the numbers inside the boxes at the bottom and cut out the squares. Paste the squares that match the total amount in each box.

	paste here
--	------------

	paste here
---	------------

	paste here
--	------------




	1	0	8	9	
---	---	---	---	---	---

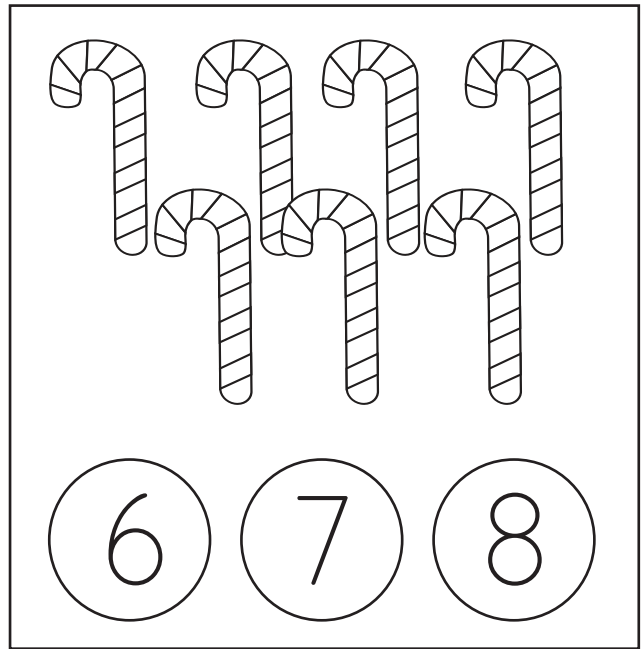
Christmas Counting Worksheet

Name _____


How many candy canes do you see in each box?
Color the correct number.



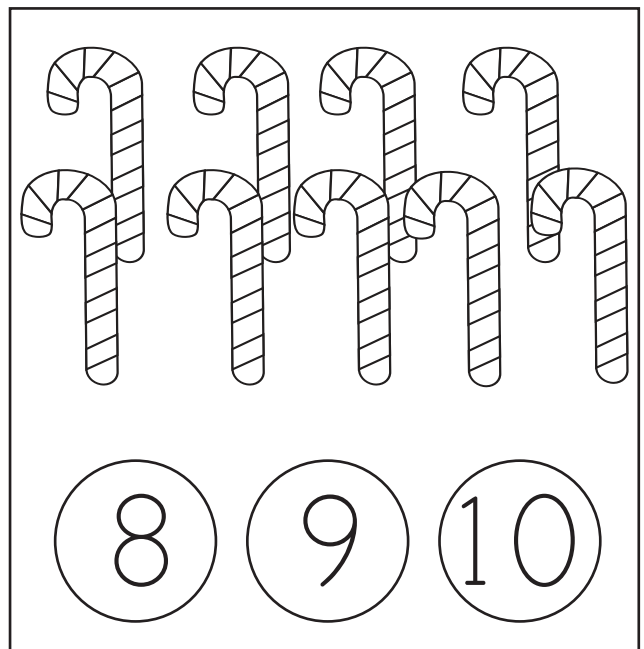
A rectangular box containing four candy canes arranged in a horizontal row. Below the box are three circles containing the numbers 2, 3, and 4.



A rectangular box containing seven candy canes arranged in two rows: four in the top row and three in the bottom row. Below the box are three circles containing the numbers 6, 7, and 8.



A rectangular box containing eight candy canes arranged in two rows: four in the top row and four in the bottom row. Below the box are three circles containing the numbers 7, 8, and 9.




A rectangular box containing ten candy canes arranged in two rows: five in the top row and five in the bottom row. Below the box are three circles containing the numbers 8, 9, and 10.


Christmas Counting Worksheet

Name _____


How many candles do you see in each box?
Color the correct number.




7 8 9



8 9 10



11 12 13




13 14 15


Christmas Counting Worksheet

Name _____


Count the number of stars in each box. Draw a line to match the total number of stars with the number on the right. Trace the numbers.




5



7



2

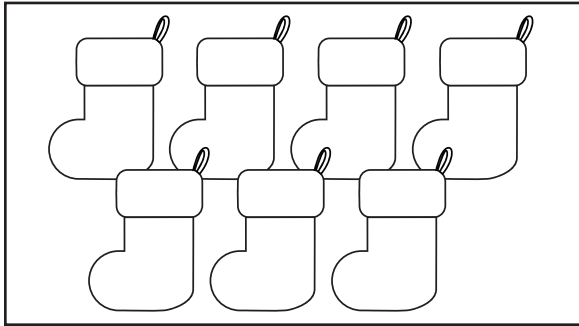


4

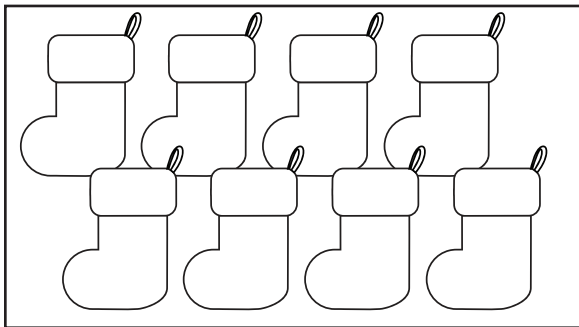
Christmas Counting Worksheet

Name _____

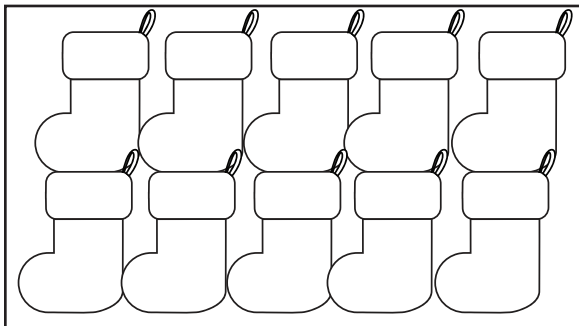
Count the number of stockings in each box. Draw a line to match the total number of stockings with the number on the right. Trace the numbers.



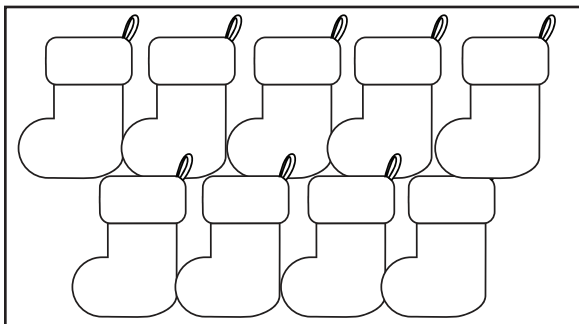
8



9



7




10

Christmas Counting Worksheet

Name _____

Trace and fill in the missing numbers.

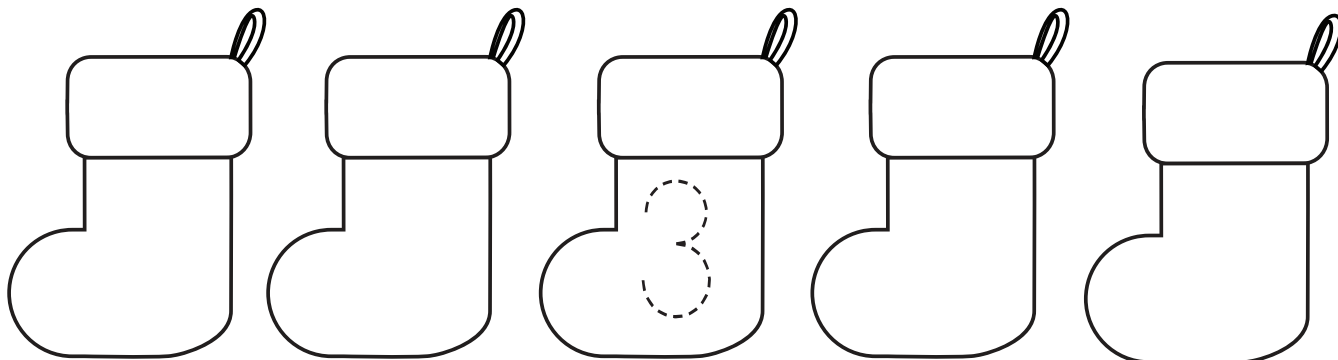
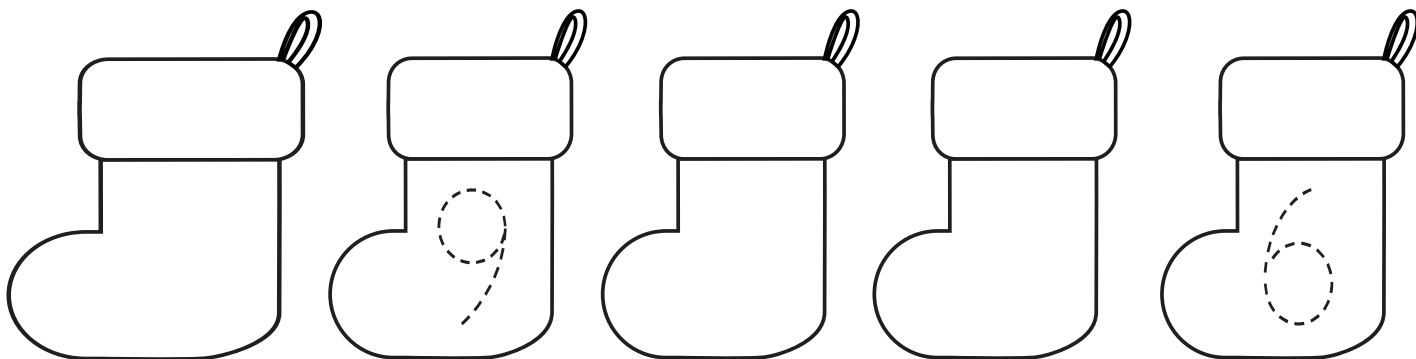
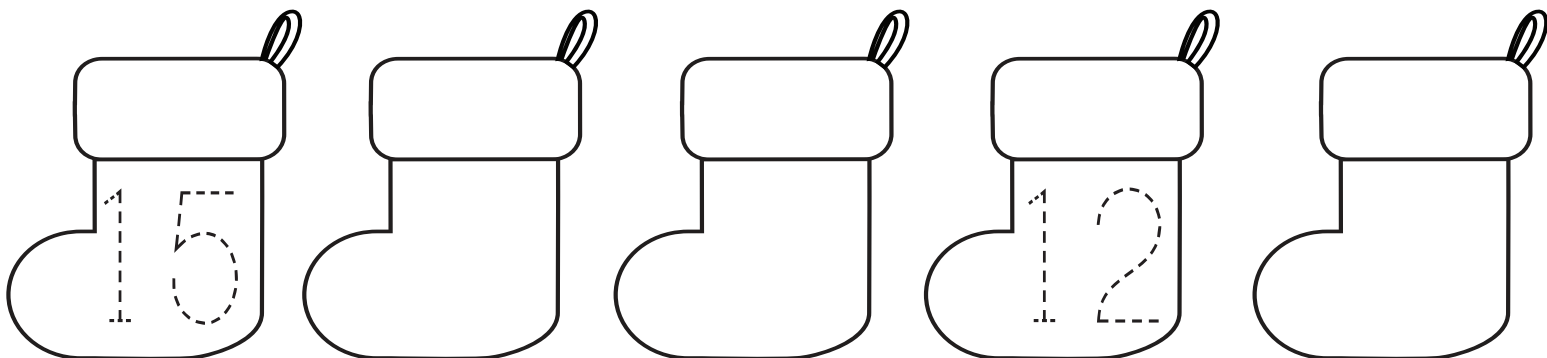



Christmas Counting Worksheet

Name _____

Count backwards from 20.

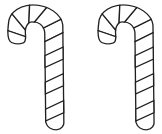
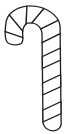
Trace and fill in the missing numbers.

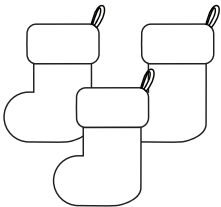
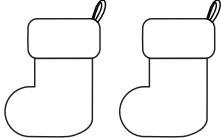




Christmas Addition Worksheet


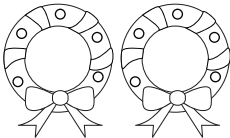
Name _____

Count the images. Write the number of images in the boxes above each image and write the total number in the last box.

<input type="text"/>	+	<input type="text"/>	=	<input type="text"/>
				

<input type="text"/>	+	<input type="text"/>	=	<input type="text"/>
				

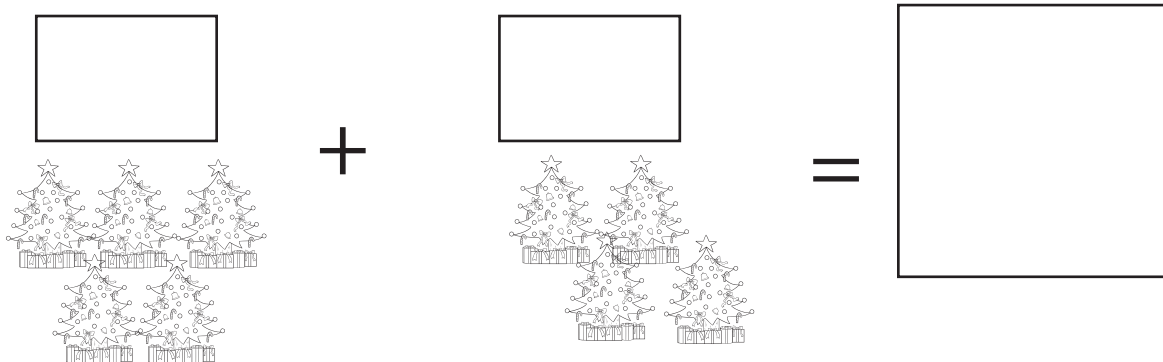


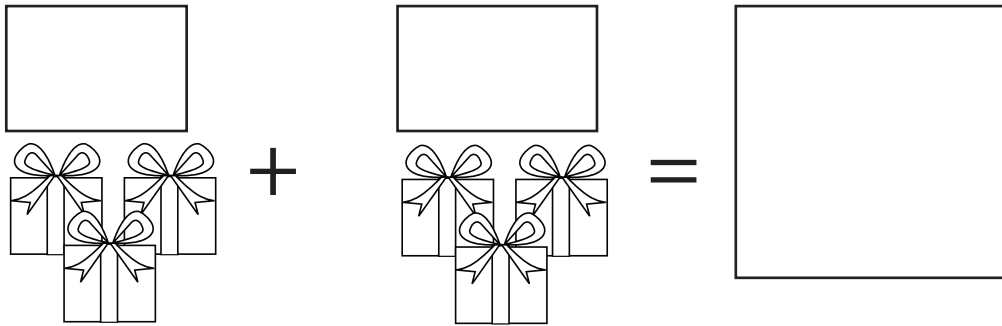
<input type="text"/>	+	<input type="text"/>	=	<input type="text"/>
				

<input type="text"/>	+	<input type="text"/>	=	<input type="text"/>
				

Christmas Addition Worksheet

Name _____




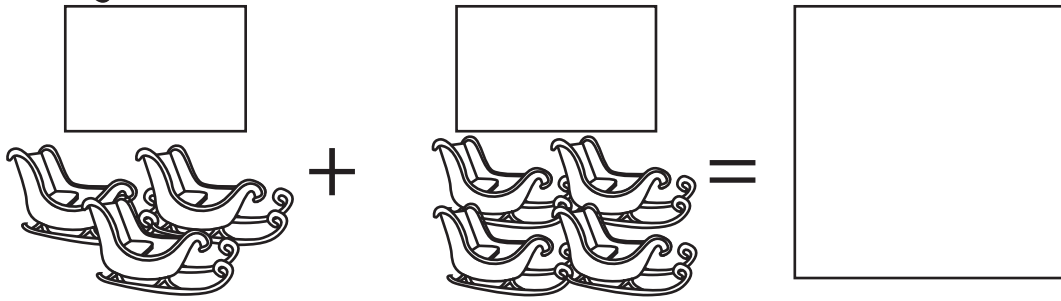
Count the images. Write the number of images in the boxes above each image and write the total number in the last box.



Christmas Addition Worksheet

Name _____


Count the images. Write the number of images in the boxes above each image and write the total number in the last box.



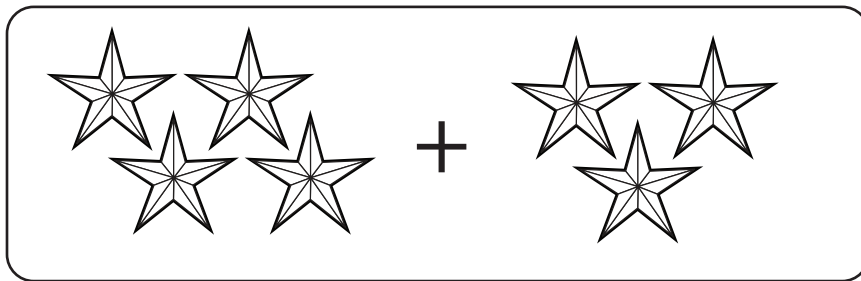
Christmas Addition Worksheet

Name _____

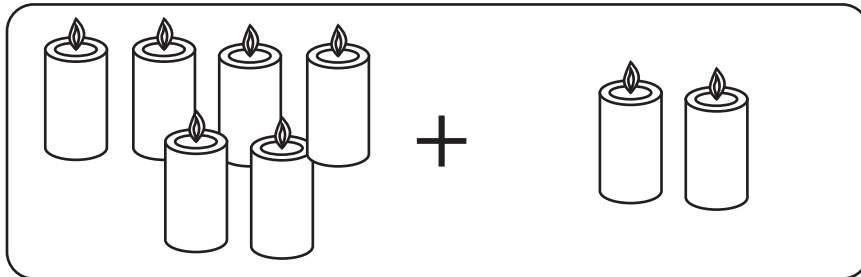
Add the images. Draw a line between the total number of images in each box and the number on the right.



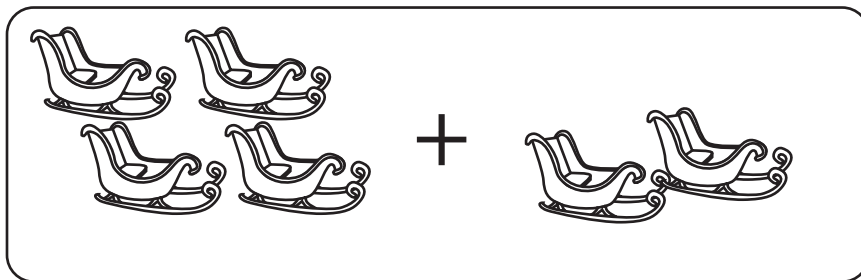
4



8



6



5

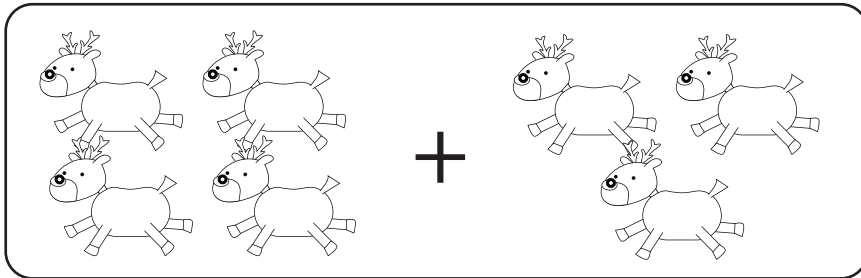


7

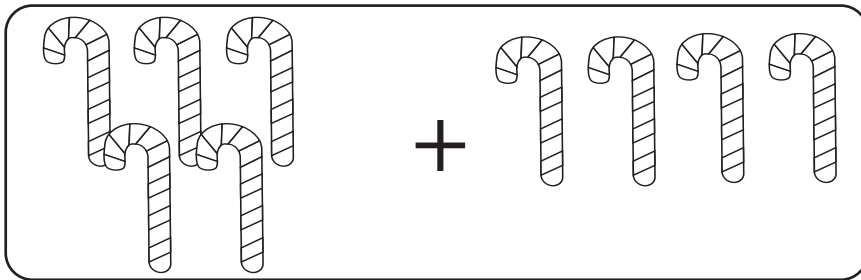
Christmas Addition Worksheet

Name _____

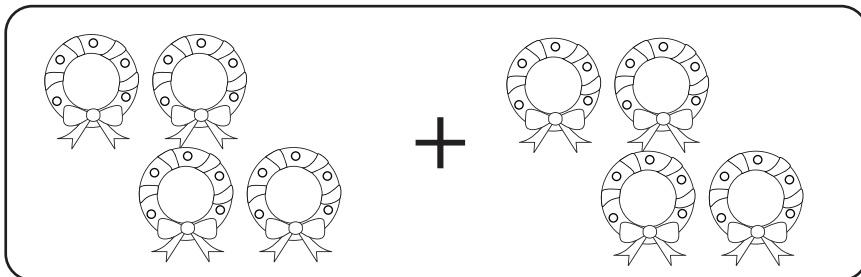
Add the images. Draw a line between the total number of images in each box and the number on the right.




6



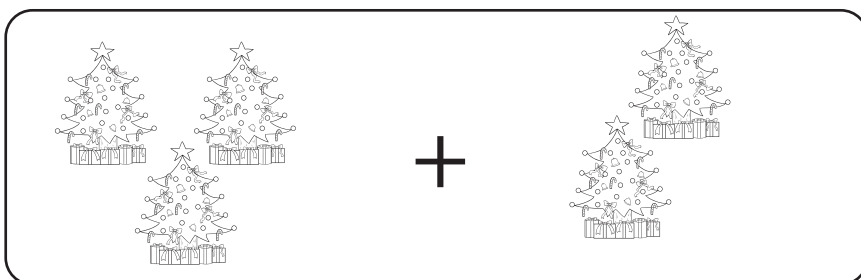
5



7



8




9

Addition Word Problem

Name _____

How many candy canes?

Kathy is decorating her Christmas tree. She put 4 red and white candy canes and 5 green and white candy canes on her tree. How many candy canes did she put on her tree in all?



Write the equation.

$$\underline{\quad\quad\quad} + \underline{\quad\quad\quad} = \underline{\quad\quad\quad}$$

Number grid

1	2	3	4	5	6	7	8	9	10
---	---	---	---	---	---	---	---	---	----


Answer: _____ candy canes

Addition Word Problem

Name _____

How many presents?

Adam counted how many presents were under the Christmas tree. He counted 4 big presents and 3 small presents. How many presents did he see in all?



Write the equation.

$$\underline{\quad\quad\quad} + \underline{\quad\quad\quad} = \underline{\quad\quad\quad}$$


Number grid

1	2	3	4	5	6	7	8	9	10
---	---	---	---	---	---	---	---	---	----

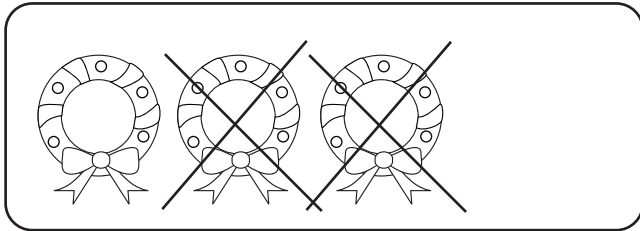
Answer: _____ presents

Christmas Subtraction Worksheet

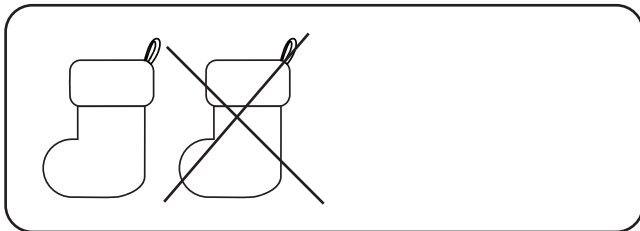
Name _____



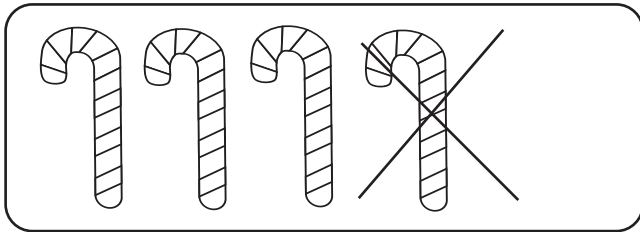
$3 - 1 =$




$3 - 2 =$




$2 - 1 =$



$4 - 1 =$



$4 - 3 =$




$5 - 3 =$

Christmas Subtraction Worksheet

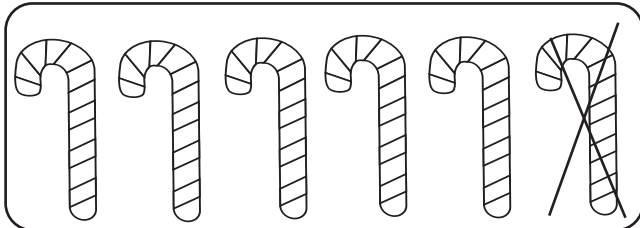
Name _____



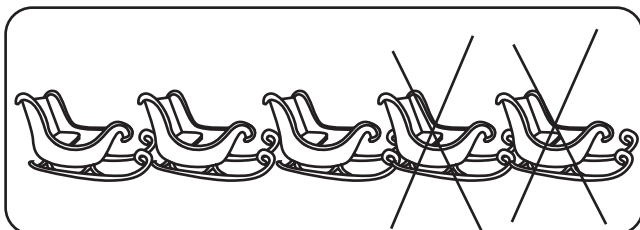
$4 - 2 =$




$5 - 1 =$




$6 - 1 =$



$5 - 2 =$



$5 - 4 =$




$7 - 3 =$

Christmas Subtraction Worksheet

Name _____


Count the images. Write the number of images in the boxes above each image and write the answer in the last box.



-



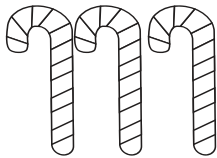
=



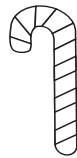
-



=



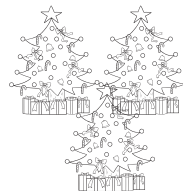
-



=



-







=

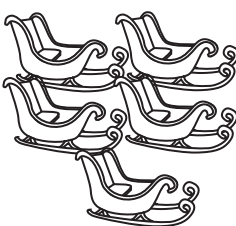

Christmas Subtraction Worksheet



Name _____

Count the images. Write the number of images in the boxes above each image and write the answer in the last box.

<input type="text"/>	-	<input type="text"/>	=	<input type="text"/>
				

<input type="text"/>	-	<input type="text"/>	=	<input type="text"/>
				


<input type="text"/>	-	<input type="text"/>	=	<input type="text"/>
				

<input type="text"/>	-	<input type="text"/>	=	<input type="text"/>
				

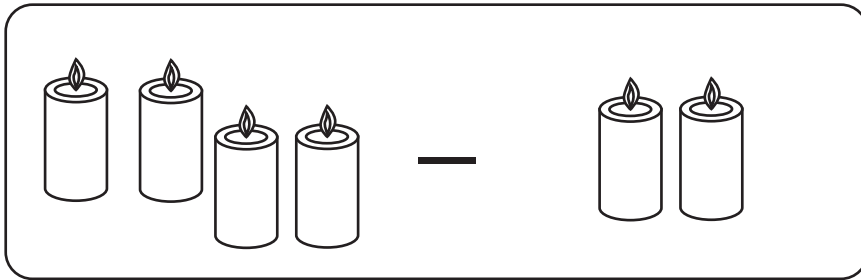
Christmas Subtraction Worksheet

Name _____


Subtract the images. Draw a line between the answer in each box and the number on the right.




3



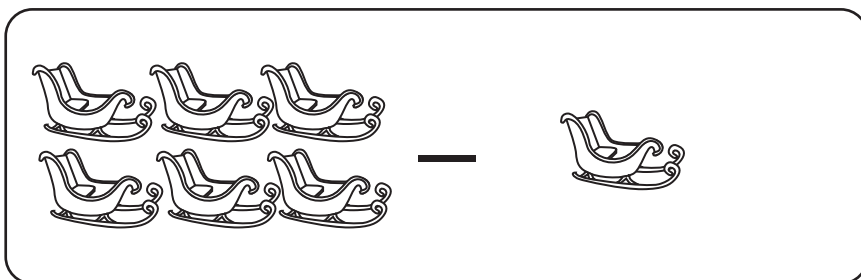
4



5



1

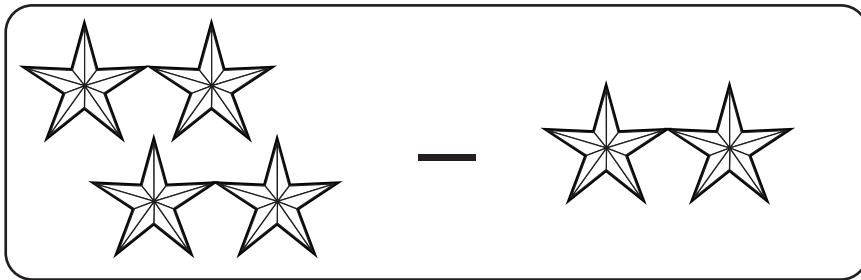


2

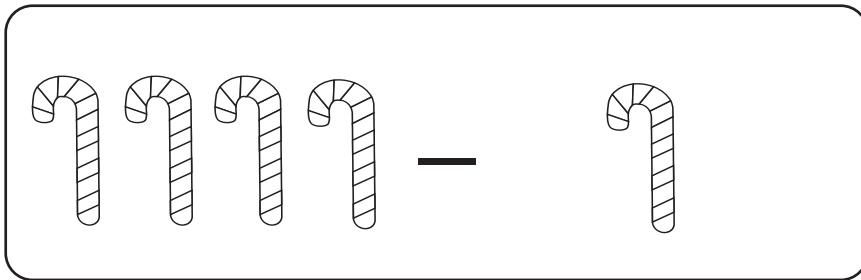
Christmas Subtraction Worksheet

Name _____


Subtract the images. Draw a line between the answer in each box and the number on the right.




4



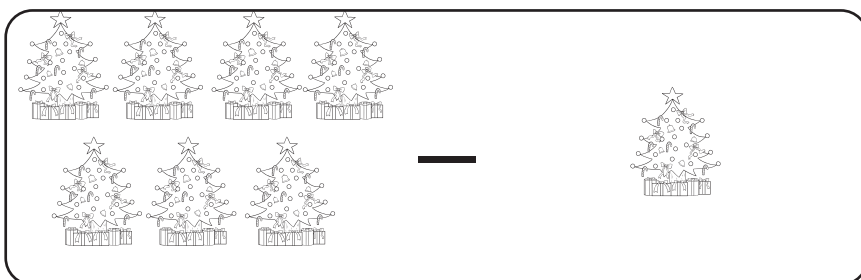
2



6



3





5

Subtraction Word Problem

Name _____

How many cookies?

Beth made 10 cookies. She and her friend ate 5 of them.
How many cookies does she have left?



Write the equation.

_____ - _____ = _____

Number grid

1	2	3	4	5	6	7	8	9	10
---	---	---	---	---	---	---	---	---	----



Answer: _____ cookies

Subtraction Word Problem

Name _____

How many presents?

Chris got 8 presents. He opened 3 of them. How many presents does he have left to open?



Write the equation.

_____ - _____ = _____


Number grid

1	2	3	4	5	6	7	8	9	10
---	---	---	---	---	---	---	---	---	----

Answer: _____ presents

Christmas Color by Number Worksheet

Name _____



Color Code:



Christmas Spot the Difference Worksheet

Name _____

Can you spot seven differences between the images?



Christmas Maze Worksheet

Name _____

Merry Christmas!

start!



Finish!