











Count and Color

Name _____

Trace the numbers.

Color the same amount of images as the number on the left in each row.




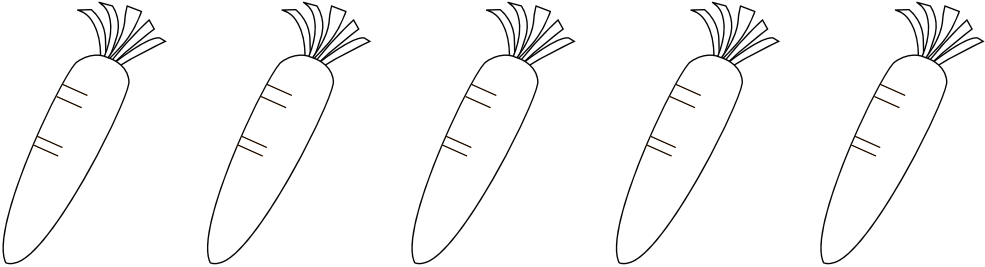

	
	
	
	
	

Count and Color

Name _____

Trace the numbers.

Color the same amount of images as the number on the left in each row.






4	
3	
1	
5	
2	

Count and Color

Name _____

Trace the numbers.

Color the same amount of images as the number on the left in each row.




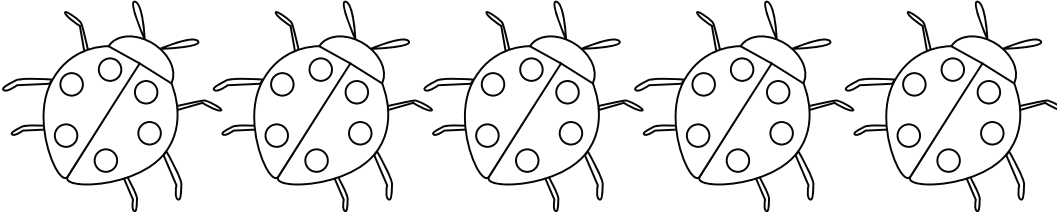






1	
5	
4	
2	
3	

Count and Color

Name _____

Trace the numbers.

Color the same amount of images as the number on the left in each row.






	
	
	
	
	

Count and Color

Name _____

Trace the numbers.

Color the same amount of stars as the number on the left in each row.






7	
5	
8	
6	
9	

Count and Color

Name _____

Trace the numbers.

Color the same amount of stars as the number on the left in each row.






8	
10	
6	
9	
7	

Count and Color

Name _____

Trace the numbers.

Color the same amount of stars as the number on the left in each row.






1 4	
1 6	
1 2	
1 5	
1 7	

Count and Color

Name _____

Trace the numbers.


Color the same amount of stars as the number on the left in each row.

18	
20	
13	
11	
19	


Count and Color

Name _____


How many butterflies do you see in each box? Color the correct number.




A rectangular box containing three cartoon butterflies. Two are at the top, one in the middle. Below the box are three circles containing the numbers 1, 2, and 3.



A rectangular box containing two cartoon butterflies. One is on the left, one is on the right. Below the box are three circles containing the numbers 2, 3, and 4.



A rectangular box containing four cartoon butterflies. Three are in a row at the top, one is centered below them. Below the box are three circles containing the numbers 4, 5, and 6.



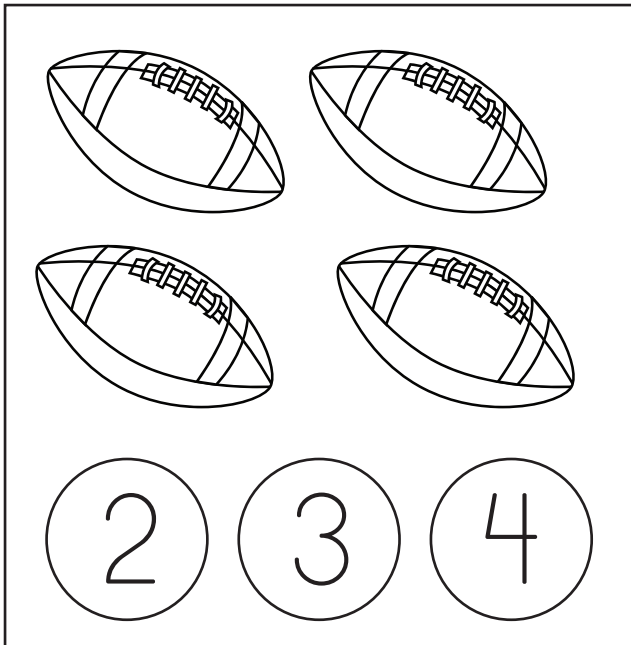
A rectangular box containing five cartoon butterflies. Three are in a row at the top, two are in a row below them. Below the box are three circles containing the numbers 3, 4, and 5.

Count and Color

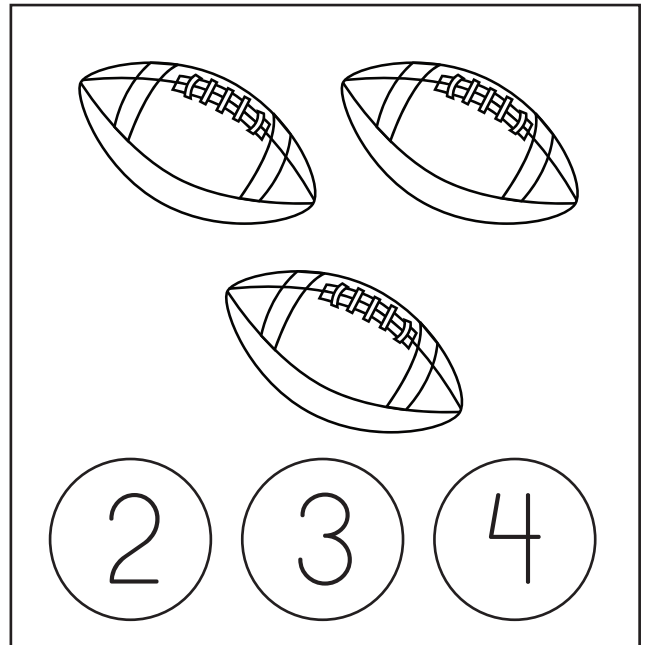
Name _____

How many footballs do you see in each box?

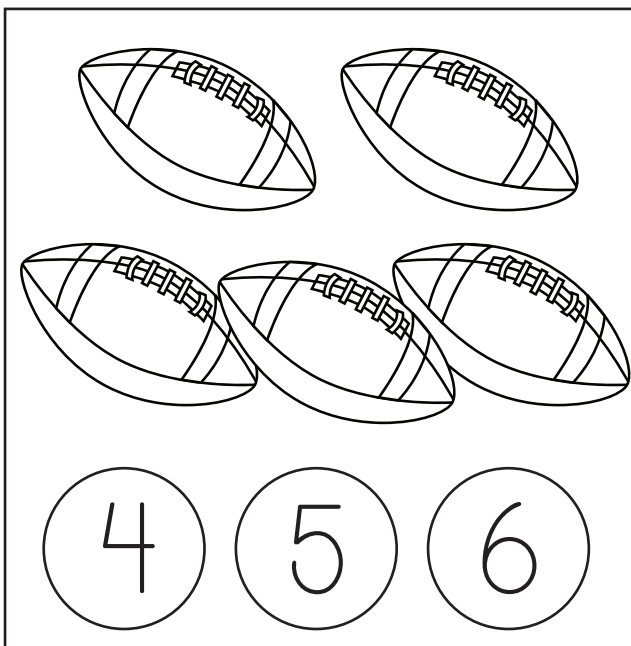
Color the correct number.



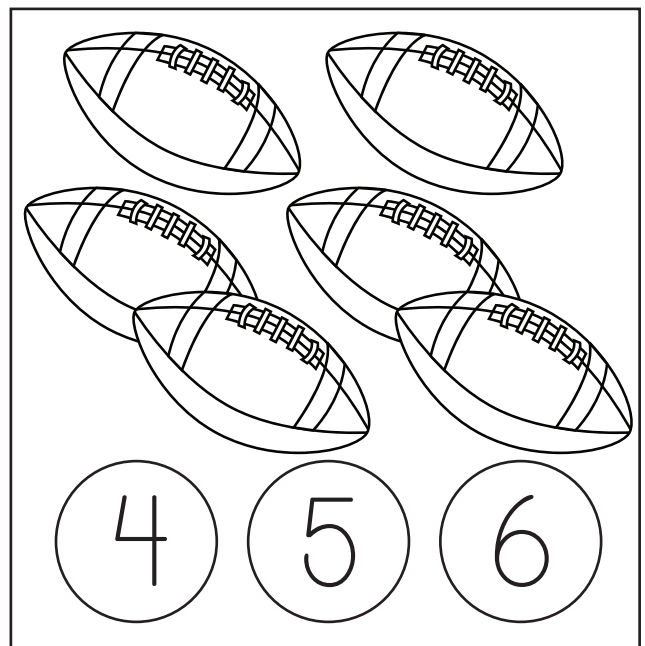
A rectangular box containing four footballs arranged in a 2x2 grid. Below the box are three circles containing the numbers 2, 3, and 4.



A rectangular box containing three footballs: two in the top row and one centered in the bottom row. Below the box are three circles containing the numbers 2, 3, and 4.



A rectangular box containing five footballs: two in the top row and three in the bottom row. Below the box are three circles containing the numbers 4, 5, and 6.




A rectangular box containing six footballs arranged in two rows of three. Below the box are three circles containing the numbers 4, 5, and 6.

Count and Color

Name _____


How many cars do you see in each box?

Color the correct number.




A rectangular box containing five line-drawn cars. The cars are arranged in three rows: two in the top row, one in the middle row, and two in the bottom row.

4 5 6




A rectangular box containing seven line-drawn cars. The cars are arranged in three rows: two in the top row, two in the middle row, and three in the bottom row.

5 6 7



A rectangular box containing six line-drawn cars. The cars are arranged in three rows: two in the top row, two in the middle row, and two in the bottom row.

4 5 6



A rectangular box containing nine line-drawn cars. The cars are arranged in three rows: two in the top row, three in the middle row, and four in the bottom row.





7 8 9

Count and Color

Name _____

How many apples do you see in each box?

Color the correct number.




Count and Color


Name _____

How many flowers do you see in each box?


Color the correct number.




5 6 7



5 6 7



6 7 8




8 9 10

Count and Color


Name _____

How many bugs do you see in each box?


Color the correct number.




11 12 13



14 15 16



10 11 12




12 13 14

Count and Color


Name _____

How many ladybugs do you see in each box?

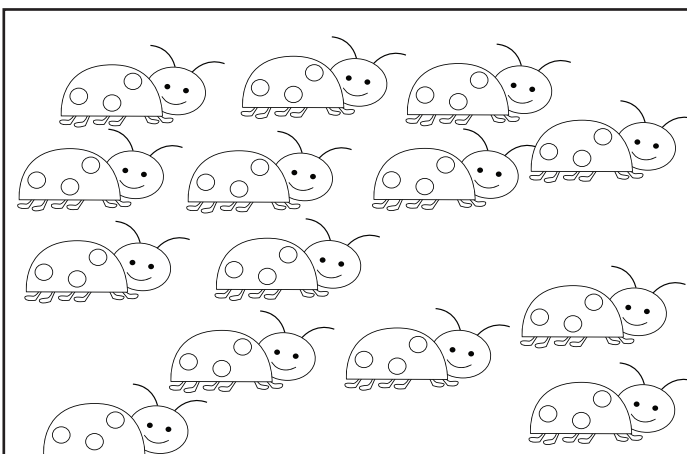
Color the correct number.




15 16 17



16 17 18



13 14 15




17 18 19

Count and Color


Name _____

How many butterflies do you see in each box?


Color the correct number.




15 16 17



16 17 18



13 14 15












17 18 19

Missing Numbers

Name _____

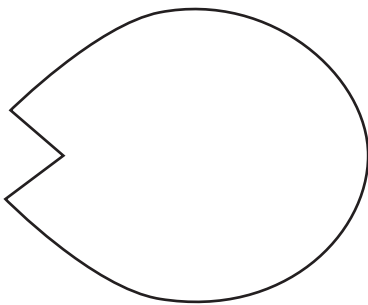
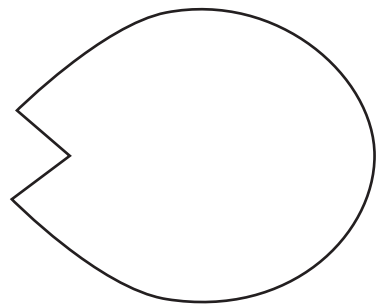
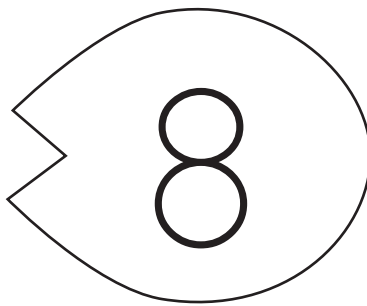
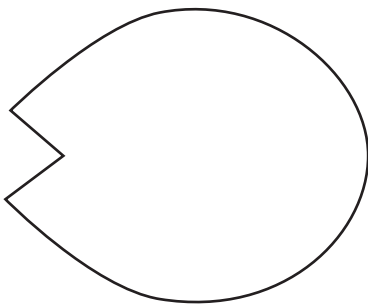
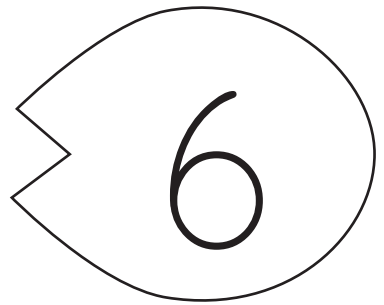
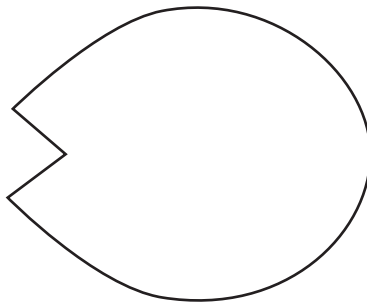
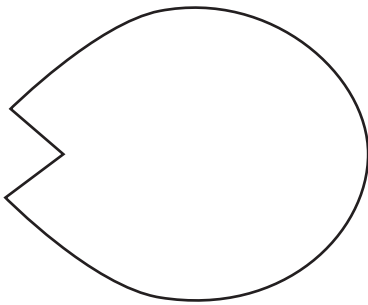
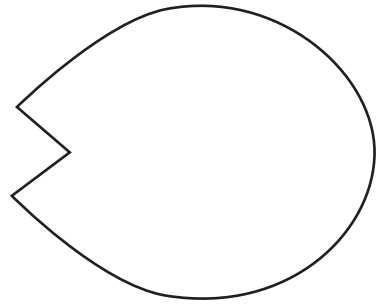

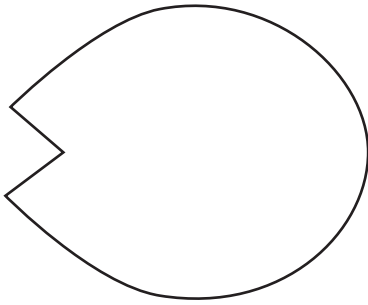
Fill in the missing numbers.



Missing Numbers

Name _____


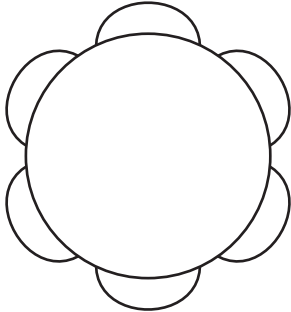

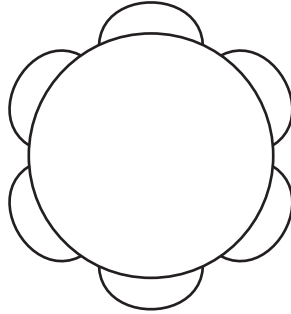
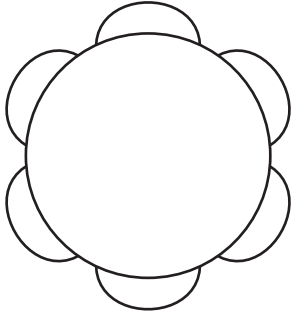
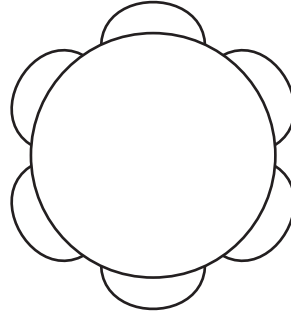
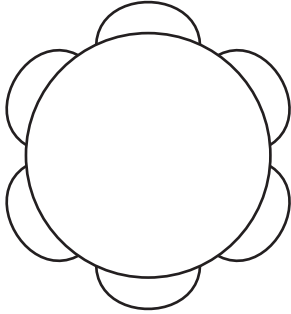

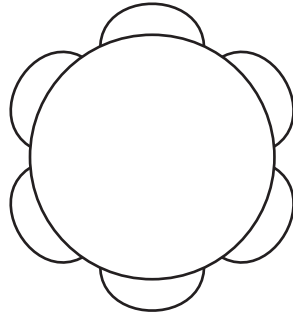
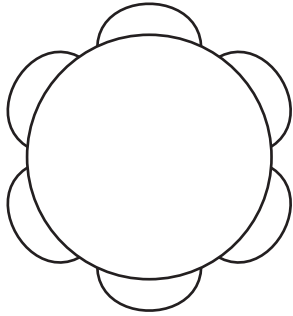
Fill in the missing numbers.



Missing Numbers

Name _____

Fill in the missing numbers.



Missing Numbers

Name _____

Fill in the missing numbers.



Missing Numbers

Name _____

Fill in the missing numbers.



Missing Numbers

Name _____

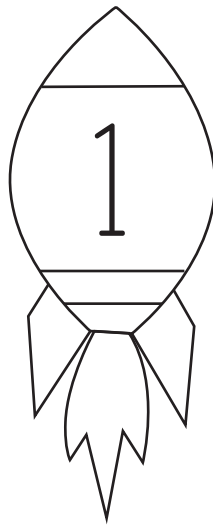
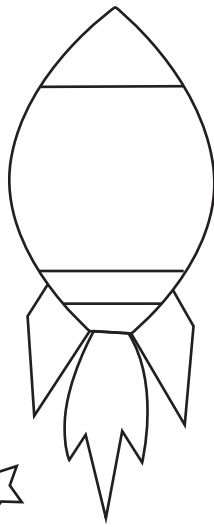

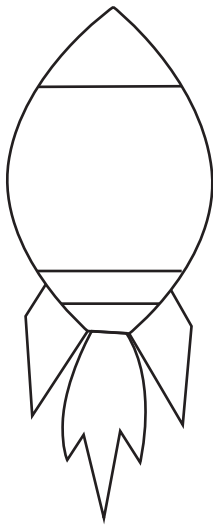
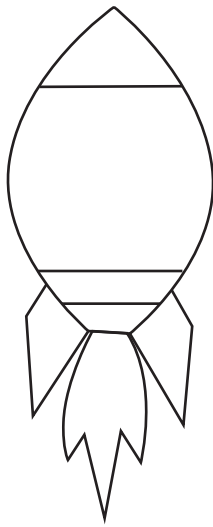
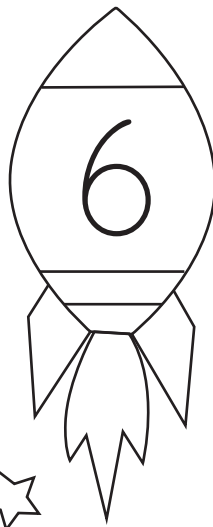
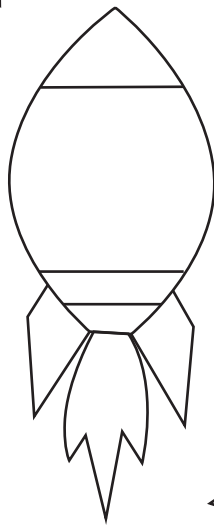
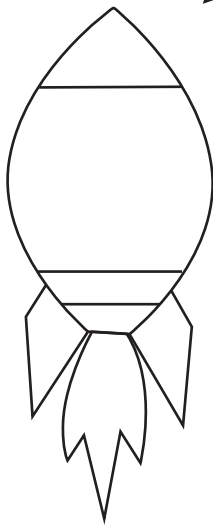
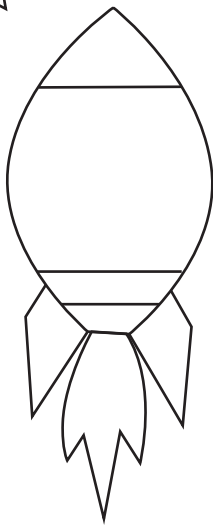
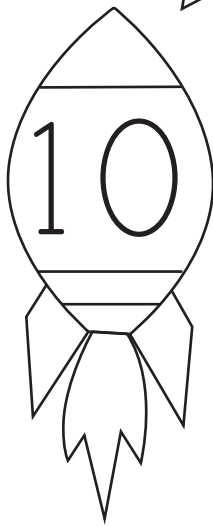
Fill in the missing numbers.



Missing Numbers

Name _____








Count backwards from 10 to 1 and fill in the missing numbers.



Missing Numbers

Name _____

Count backwards from 10 to 1 and fill in the missing numbers.



Missing Numbers

Name _____

Count backwards from 10 to 1 and fill in the missing numbers.

The worksheet contains a grid of 13 circles, each with a frog illustration. The circles are arranged in four rows: the first three rows have three circles each, and the fourth row has two circles. The circles contain the following numbers from left to right, top to bottom:

- Row 1: Blank, Blank, 8
- Row 2: Blank, 6, Blank
- Row 3: 4, Blank, Blank
- Row 4: Blank, and a frog splashing in a pond.

Missing Numbers

Name _____

Count backwards from 20 to 1 and fill in the missing numbers.


A grid of 20 stars arranged in 5 rows and 4 columns, used for a counting backwards exercise. The stars contain the numbers 20, 15, 9, and 3.

20			
	15		
			9
	3		

Missing Numbers

Name _____

Count backwards from 20 to 1 and fill in the missing numbers.



Missing Numbers

Name _____

Count backwards from 20 to 1 and fill in the missing numbers.

A grid of 20 stars arranged in 5 rows and 4 columns, used for a counting backwards exercise. The stars contain the numbers 17, 13, 10, 5, and 4.

			17
			13
		10	
			5
4			

Before and After Numbers

Name _____


Write the numbers that come before and after the number in each box.



2



5



8



7


Before and After Numbers

Name _____


Write the numbers that come before and after the number in each box.




6



9



1 1



1 0


Before and After Numbers

Name _____


Write the numbers that come before and after the number in each box.



12



14



15



17


Before and After Numbers

Name _____


Write the numbers that come before and after the number in each box.




1 3



1 6



1 8

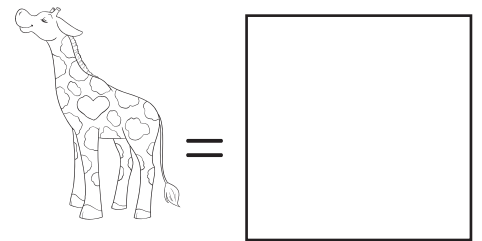
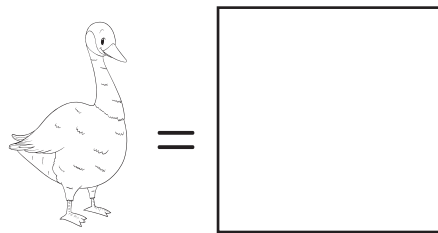
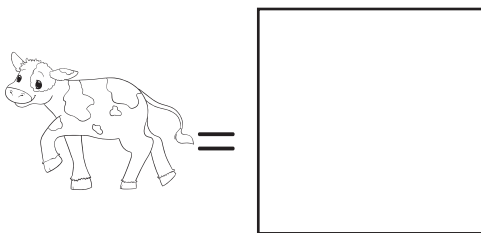



1 9

Counting Animals

Name _____

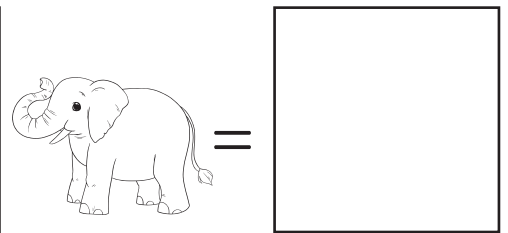

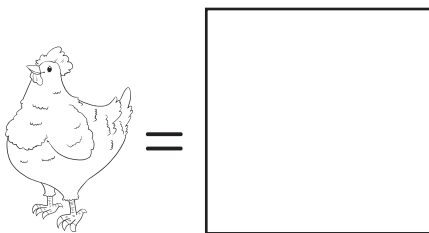

Count the number of animals. Write the total number of each animal at the bottom.



Counting Animals

Name _____

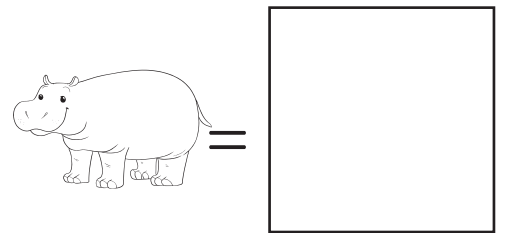
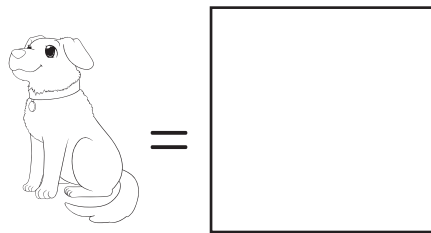
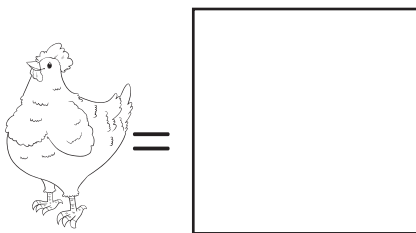

Count the number of animals. Write the total number of each animal at the bottom.



Counting Animals

Name _____


Count the number of animals. Write the total number of each animal at the bottom.





Counting Animals


Name _____

Count the number of animals. Write the total number of each animal at the bottom.



 =

 =

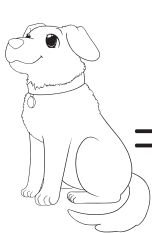
 =


Counting Animals


Name _____

Count the number of animals. Write the total number of each animal at the bottom.



 =




 =

 =

Counting Bugs

Name _____

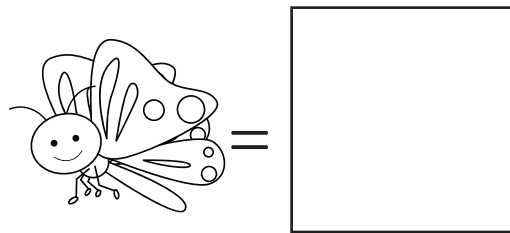
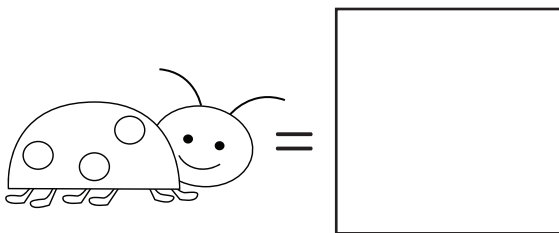
Count the number of bugs. Write the total number of each bug at the bottom.



Counting Bugs

Name _____


Count the number of bugs. Write the total number of each bug at the bottom.





Counting Bugs

Name _____

Count the number of bugs. Write the total number of each bug at the bottom.






 =

 =

Count and Paste

Name _____








Paste 5 chickens and 1 pig on the farm.



Count and Paste

Name _____












Paste 4 crabs and 2 fish in the picture.



Count and Paste

Name _____








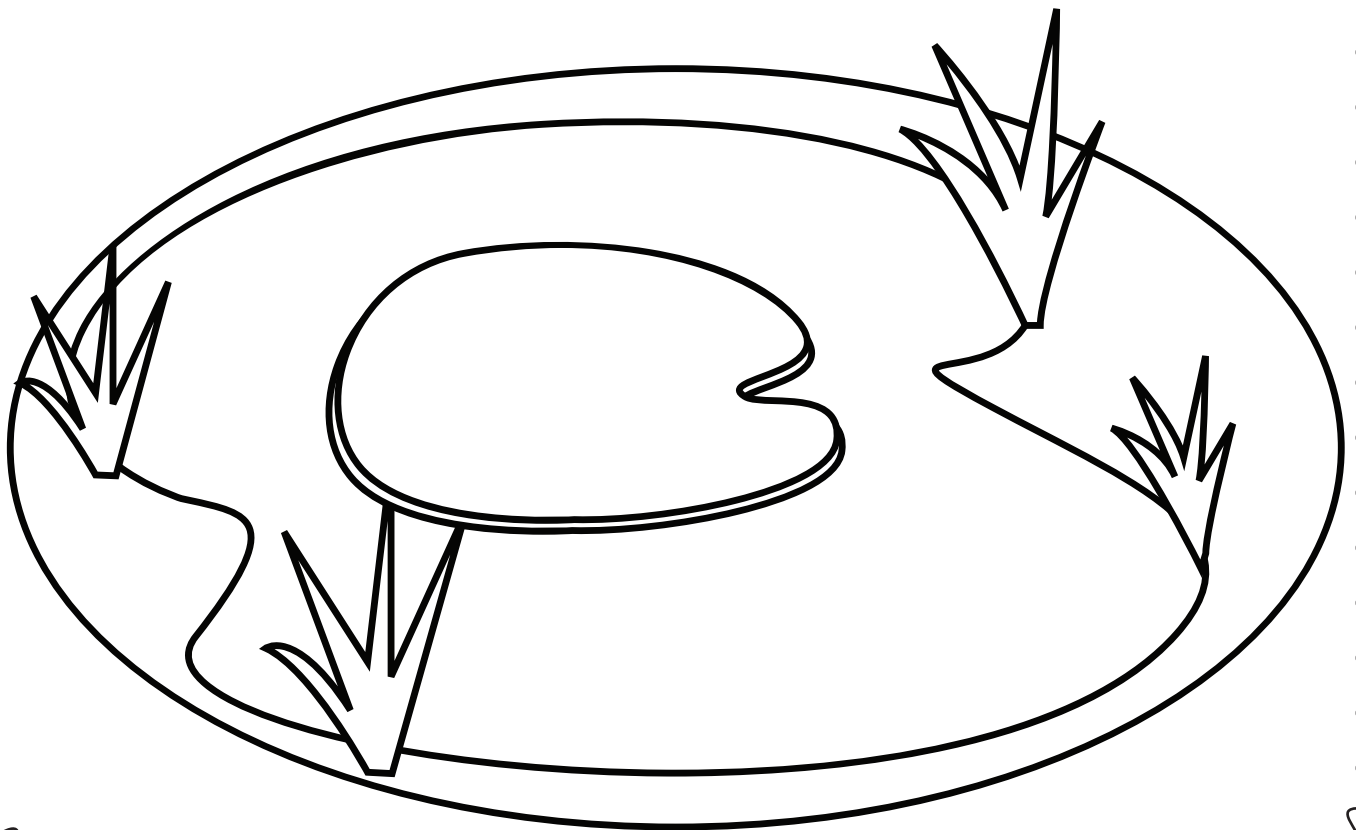
Paste 4 butterflies and 3 ladybugs in the picture.



Count and Paste

Name _____

Paste 3 frogs and 3 ducks in the picture.





Counting Activity


Name _____


Count the number of images in each row. Trace the numbers inside the boxes at the bottom and cut out the squares.

Paste the squares in the box that matches the total amount.

	paste here
---	------------

	paste here
--	------------

	paste here
--	------------

	paste here
---	------------




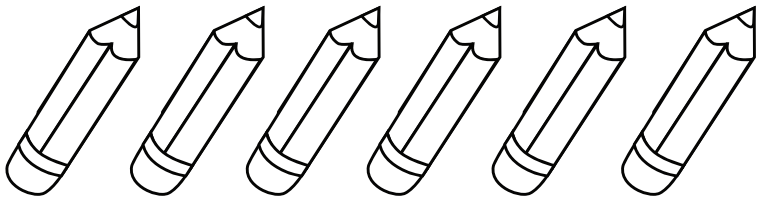

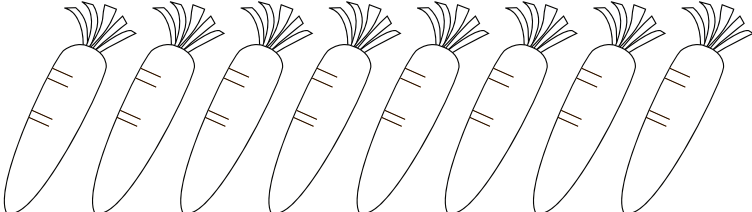
5	3	2	4
---	---	---	---

Counting Activity

Name _____

Count the number of images in each row. Trace the numbers inside the boxes at the bottom and cut out the squares.

Paste the squares in the box that matches the total amount.

	paste here
	paste here
	paste here
	paste here




3	5	6	8
---	---	---	---


Counting Activity


Name _____


Count the number of images in each row. Trace the numbers inside the boxes at the bottom and cut out the squares.

Paste the squares in the box that matches the total amount.



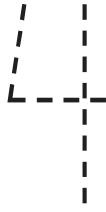

	paste here
---	------------

	paste here
---	------------

	paste here
---	------------

	paste here
--	------------



			
---	---	---	---

Counting Activity

Name _____

Count the number of stars in each row. Trace the numbers inside the boxes at the bottom and cut out the squares.

Paste the squares in the box that matches the total amount.

	paste here
--	------------

	paste here
---	------------

	paste here
--	------------

	paste here
--	------------







10	14	16	12
----	----	----	----

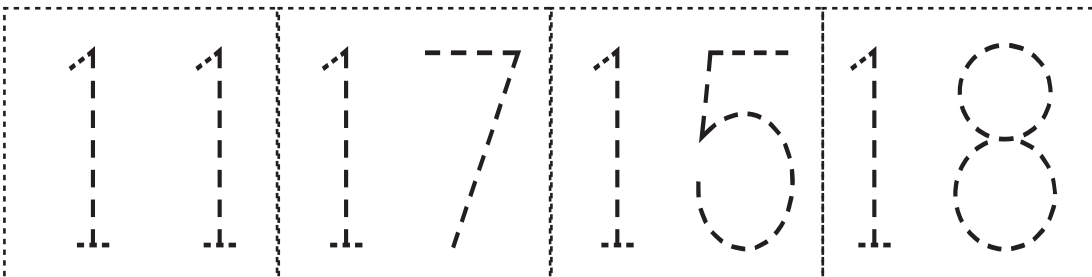
Counting Activity

Name _____

Count the number of stars in each row. Trace the numbers inside the boxes at the bottom and cut out the squares.

Paste the squares in the box that matches the total amount.

	paste here
	paste here
	paste here
	paste here




Counting Activity

Name _____

Count the number of stars in each row. Trace the numbers inside the boxes at the bottom and cut out the squares.

Paste the squares in the box that matches the total amount.


	paste here
---	------------

	paste here
---	------------

	paste here
---	------------

	paste here
--	------------



	1 9	1 2	1 4	2 0
---	-----	-----	-----	-----