


Nouns




Name _____


Circle the correct type of noun for each image.



(person place thing)



(person place thing)



(person place thing)

Color by the code.

person



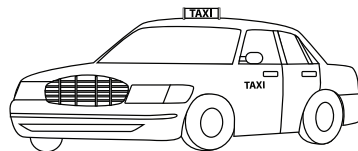

green

place

blue

thing

red



Nouns


Name _____

Cut out the images. Paste the images in the correct boxes.


<p>person</p>	<p>place</p>	<p>thing</p>
---------------	--------------	--------------



school




apple



car



girl



farm



boy






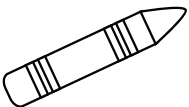






Noun Classification

Name _____

Cut out the images. Paste the images in the correct boxes.

person	animal	place	thing


  bunny	 church	 book	 chef
 crayon	 doctor	 school	 lion 

Noun Classification


Name _____

Cut out the images. Paste the images in the correct boxes.

person	animal	place	thing




park



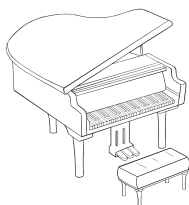
mechanic



leaf




chicken




piano



bank



horse



teacher




Noun Classification

Name _____


Cut out the images. Paste the images in the correct boxes.

Sea Animals

Land Animals




dolphin




elephant




fish




monkey




cow



shark



fox



whale



Noun Classification

Name _____

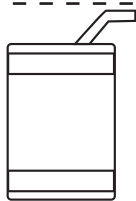
Cut out the images. Paste the images in the correct boxes.

Drinks


Fruit



hot chocolate




juice



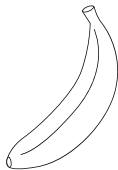
apple



soda



orange



banana



milk







pear



Noun Classification

Name _____





Circle the image that does not belong in each box.



Noun Classification

Name _____

Circle the image that does not belong in each box.


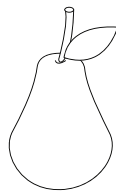





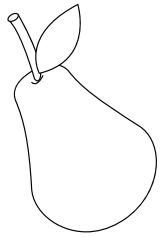


Noun Word Search

Name _____

Trace the letters. Find the words shown at the bottom and circle them.

o	d	f	n	o	t
v	p	e	d	r	i
t	p	q	u	a	k
u	l	h	p	n	m
y	e	z	j	g	w
g	r	a	p	e	s



orange

apple

pear


grapes

Noun Word Search

Name _____

Trace the letters. Find the words shown at the bottom and circle them.

x	f	b	e	d	r
w	p	u	a	r	b
h	m	n	g	a	j
y	l	n	l	n	m
k	i	y	e	g	r
t	u	r	t	i	e




bunny



bear




eagle




turtle

Pronouns



Name _____


Circle the correct pronoun that match each image.



(it he)



(I it)



(you they)



(she they)

Circle the pronouns in the sentence below.

She went to her grandmother's house on Saturday.

Pronouns

Name _____

Pick the correct pronoun from the word box for each sentence.
Fill in the pronouns to complete the sentences.

John is a great artist.

_____ is a great artist.

My mother is a teacher.

_____ is a teacher.

This orange is sweet.


_____ is sweet.

Word Box

She

It

He



Pronouns

Name _____

Pick the correct pronoun from the word box for each sentence.
Fill in the pronouns to complete the sentences.

Jack and Jessica are friends.



_____ are friends.

My dad is a cook.



_____ is a cook.

This flower is pretty.




_____ is pretty.

Word Box

It

He


They




Pronouns

Name _____


Circle the correct pronouns for the images in boxes.




he / she




he / she




it / they



she / they



it / he

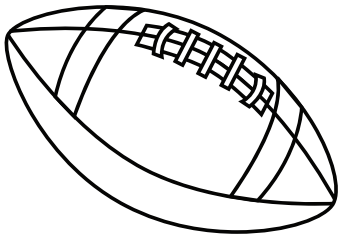


he / they


Pronouns

Name _____


Circle the correct pronouns for the images in boxes.



it / he




he / she



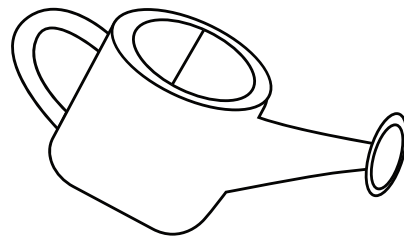
it / they



she / they




they / she




it / they

Singular or Plural Nouns




Name _____

Circle the correct words
for the images below.



(pig pigs)



(horse horses)

Color the plural nouns.

animal

eyes

trees

animals


eye

tree


Singular or Plural Nouns

Name _____


Circle the correct words for the images in the boxes.




apple / apples




orange / oranges




ant / ants



dog / dogs



car / cars




pear / pears

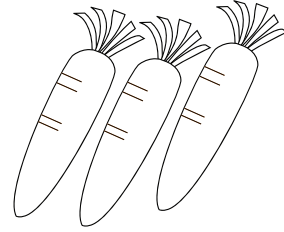
Singular or Plural Nouns

Name _____


Circle the correct words for the images in the boxes.




boy / boys




carrot / carrots




tomato / tomatoes



bee / bees



cat / cats




bird / birds

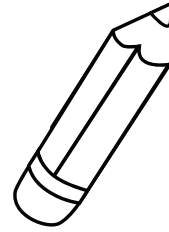
Singular or Plural Nouns

Name _____


Circle the correct words for the images in the boxes.




frog / frogs




pencil / pencils




lion / lions



book / books



flower / flowers









cow / cows

Plural Nouns

Name _____







Trace the words and add the letter s or the letters es to make the nouns plural.



Plural Nouns

Name _____

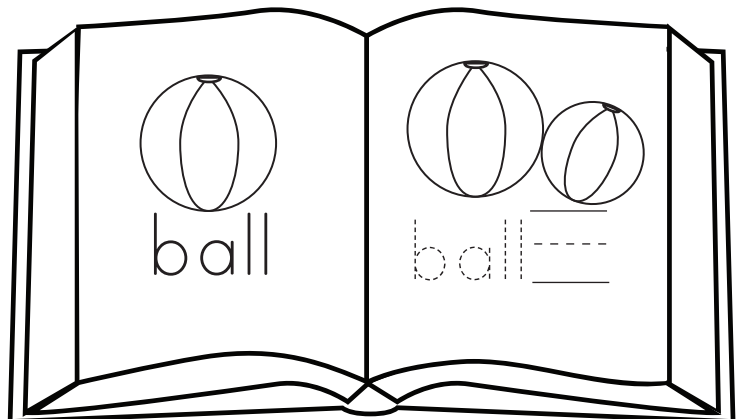

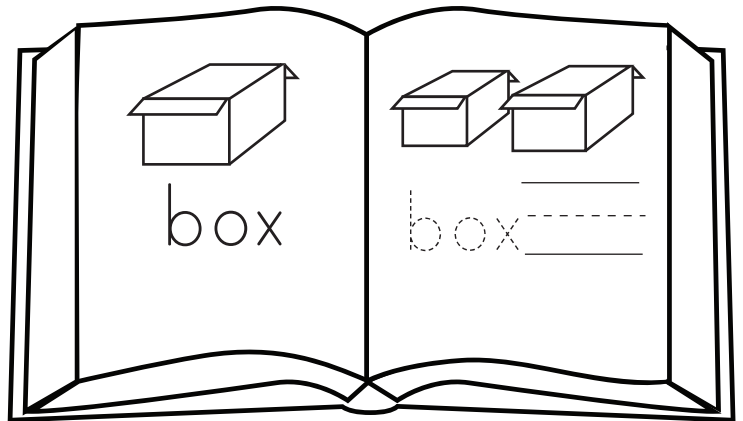



Trace the words and add the letter s or the letters es to make the nouns plural.



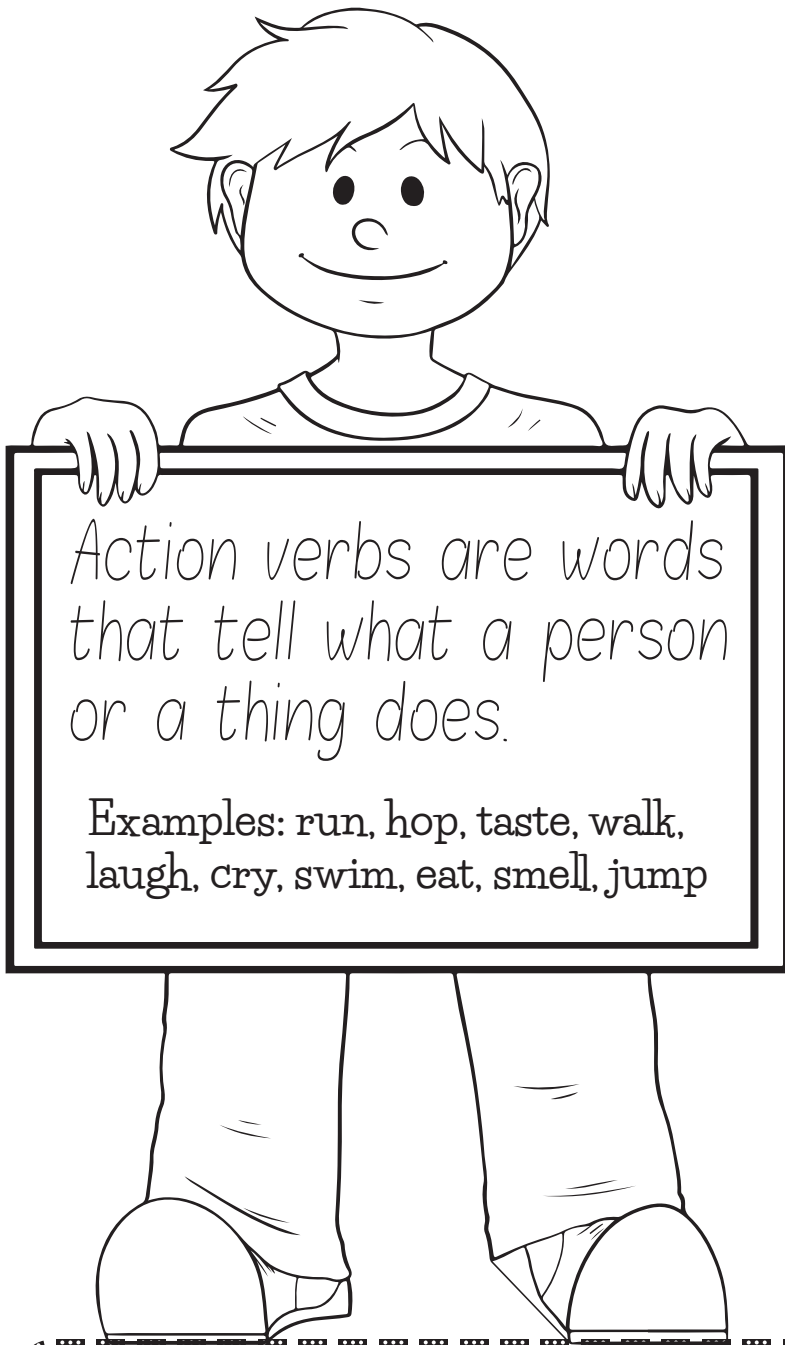
Plural Nouns

Name _____

Trace the words and add the letter s or the letters es to make the nouns plural.



Action Verbs



Name _____

Circle the words that describe an action.

sleep read teacher

boy water cook

rain jump kite


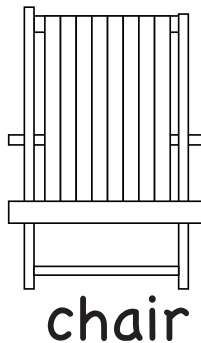
girl hold eat

pot drink cry

smile car window

walk chair talk

Color the images that describe an action.



Action Verbs

Name _____



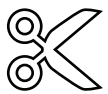
Cut out the images. Trace the words and paste the images in the correct boxes.

sleep

sing

fly

cry



Action Verbs

Name _____


Cut out the images. Trace the words and paste the images in the correct boxes.

hear

dance

draw


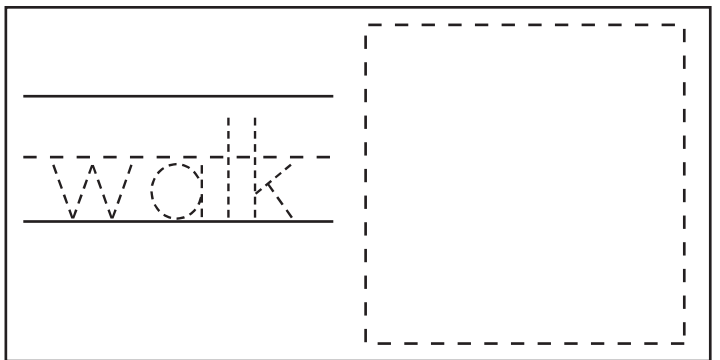
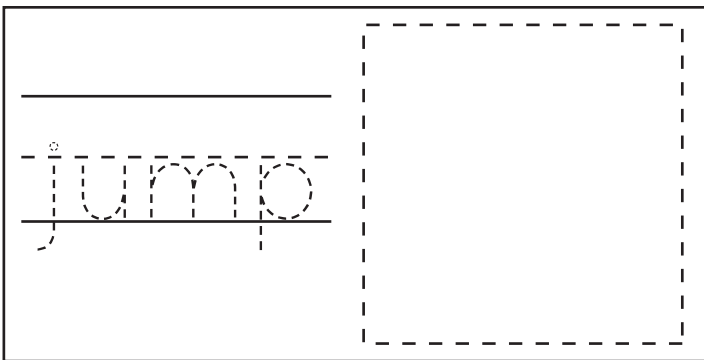
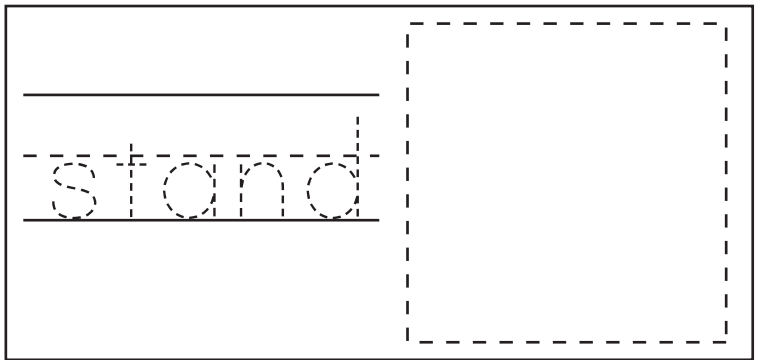
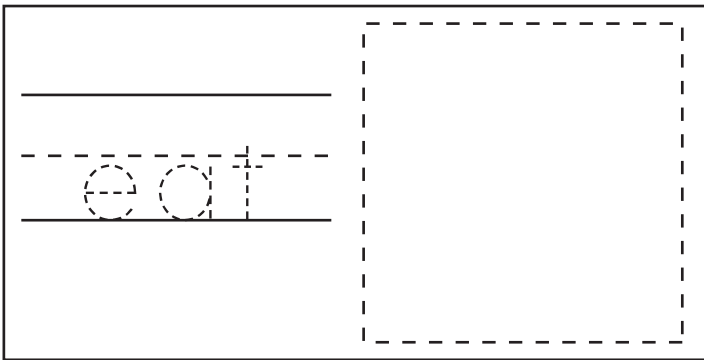
run



Action Verbs

Name _____

Cut out the images. Trace the words and paste the images in the correct boxes.




Action Verbs


Name _____

Cut out the images. Trace the words and paste the images in the correct boxes.

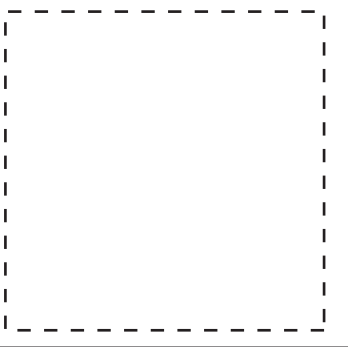
drink





carry



read



smile



Nouns and Verbs

Name _____

Trace the words and circle verb or noun in each box.

Cut and paste the correct image in each box.

apple

noun	
verb	

sleep




noun	
verb	

sing

noun	
verb	

boy

noun	
verb	



Nouns and Verbs

Name _____

Trace the words and circle verb or noun in each box.


Cut and paste the correct image in each box.

ant	
noun	
verb	

fly	
noun	
verb	

bat	
noun	
verb	

eat	
noun	
verb	



Nouns and Verbs

Name _____

Trace the words and circle verb or noun in each box.

Cut and paste the correct image in each box.

fish

noun

verb

airplane

noun

verb

swim

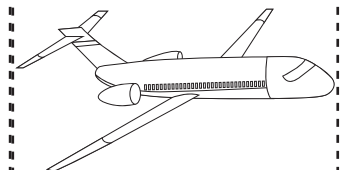

noun

verb

speak

noun

verb



Nouns and Verbs

Name _____

Trace the words and circle verb or noun in each box.

Cut and paste the correct image in each box.

car

noun

verb

climb

noun

verb

throw




noun

verb

flower

noun

verb



Nouns and Verbs

Name _____

Trace the words and circle verb or noun in each box.

Cut and paste the correct image in each box.

catch

noun	
verb	

walk


noun	
verb	

jump

noun	
verb	

book

noun	
verb	



Verbs


Name _____

Trace the words. Cut and paste each box at the bottom with the word and the image that has the opposite meaning.

paste

paste


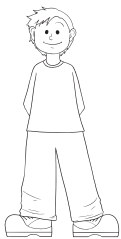
paste



go

sit

laugh



stand

stop

cry

Verbs


Name _____

Fill in the correct verb for each sentence.


Kate _____ every day.



Jack _____ the ball.



Al _____ the ball.



Word Bank

throws

runs


kicks

Verbs


Name _____

Fill in the correct verb for each sentence.

Ava _____ to the park.



Bell _____ on the chair.



Amy _____ the books.



Word Bank

walks

carries



sits

Verbs



Name _____

Some words have multiple meanings. Cut and paste the images in the correct boxes.



nail




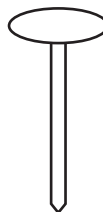

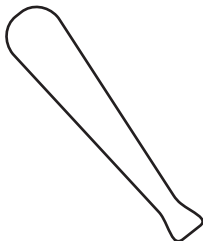





stamp



bat



orange



Adjectives




Name _____

What is an adjective?

An adjective is a word that describes a noun.

Example: This monster has big eyes and pointy ears.

In this sentence, the words **big** and **pointy** are adjectives that describe a noun.



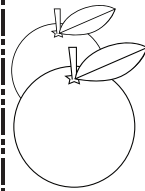
Let's find the adjectives in the sentences below. Circle and write the adjectives.



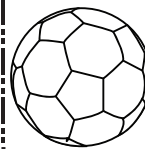
I have a pretty doll.



I see a scary ghost.



Oranges are sweet.



This is a round ball.

Pick the correct adjective for each sentence from the word list and write the word.


Word List

sunny

pretty



I have a _____ dress.




It is a _____ day.

Adjectives

Name _____

Trace and cut out the adjectives. Find adjectives that describe the animals and paste them inside the correct boxes.



elephant



squirrel



tall

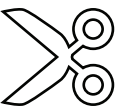
light

short

small

heavy


big



Adjectives

Name _____

Trace and cut out the adjectives. Find adjectives that describe the animals and paste them inside the correct boxes.



turtle



rabbit



fast

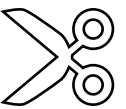
hard

green

slow

soft

white



Adjectives




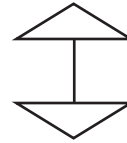
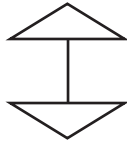
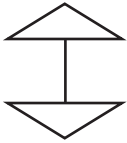
Name _____

Trace the words. Cut and paste each box at the bottom with the word and the image that has the opposite meaning.

paste

paste


paste



long

open

front



back

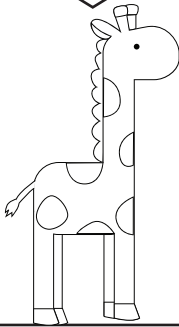
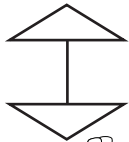

short

closed


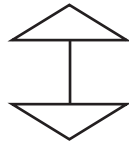
Adjectives

Name _____

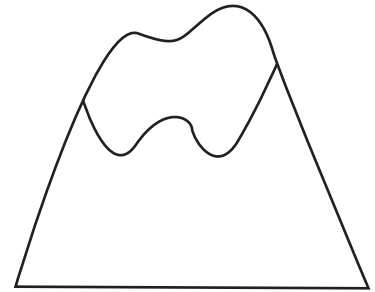
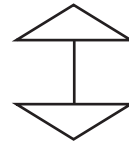
Trace the words. Cut and paste each box at the bottom with the word and the image that has the opposite meaning.



tall




heavy




high



low



short



light

Adjectives


Name _____

Trace the words. Cut and paste each box at the bottom with the word and the image that has the opposite meaning.

paste

paste

paste




happy

hot

big



cold



small


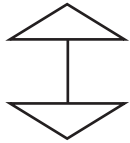


sad

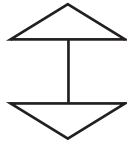
Adjectives

Name _____


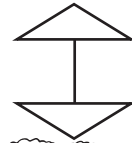
Trace the words. Cut and paste each box at the bottom with the word and the image that has the opposite meaning.






hard



up



near



Adjectives

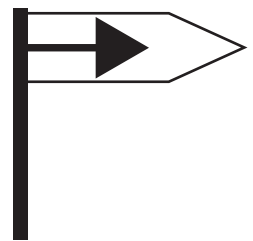



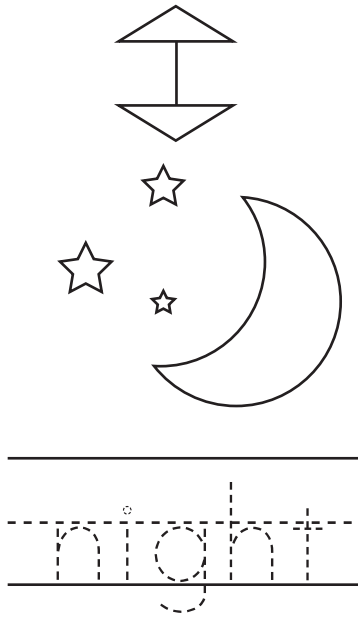
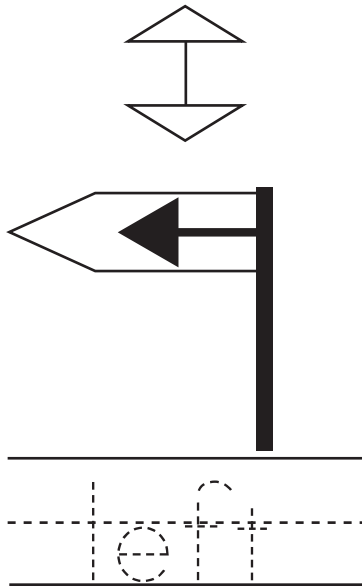
Name _____

Trace the words. Cut and paste each box at the bottom with the word and the image that has the opposite meaning.

paste

paste

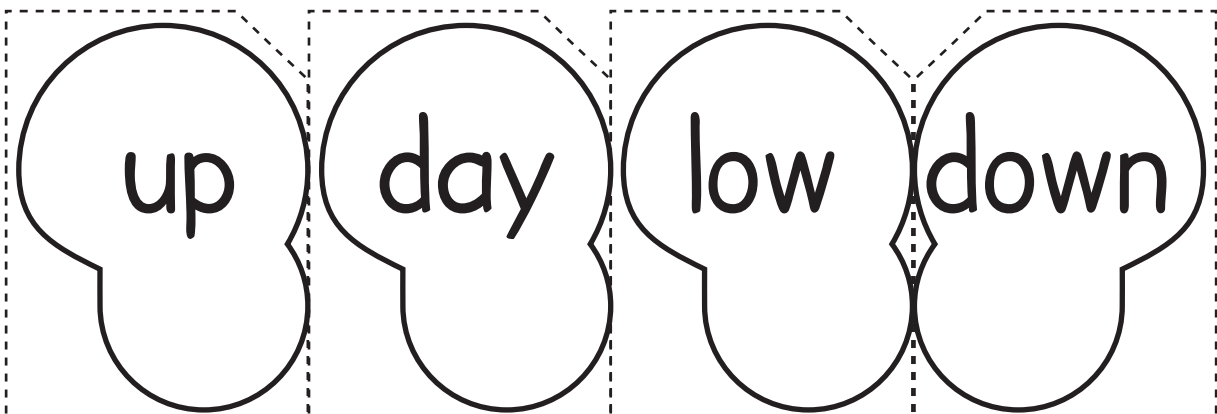
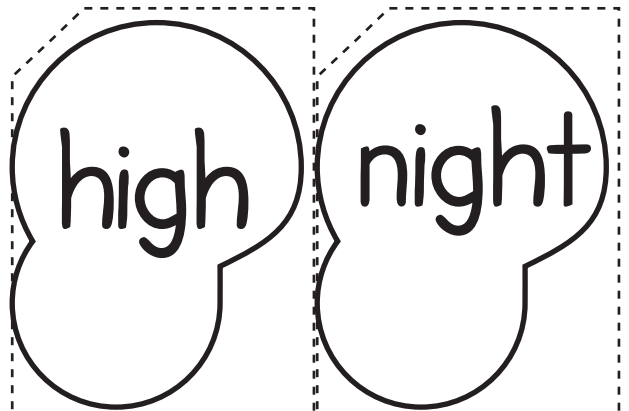
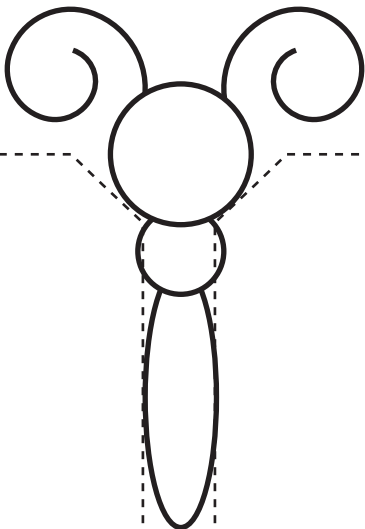
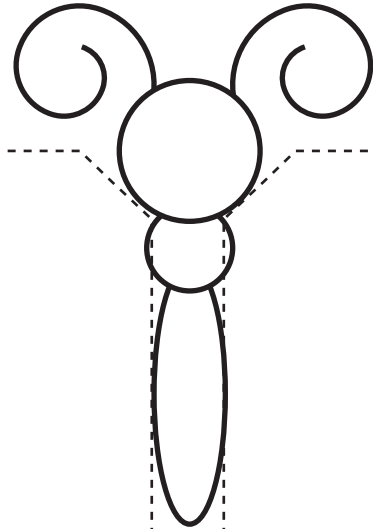
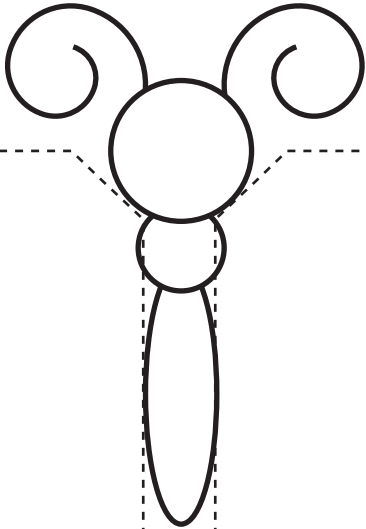
paste



Opposite Words

Name _____



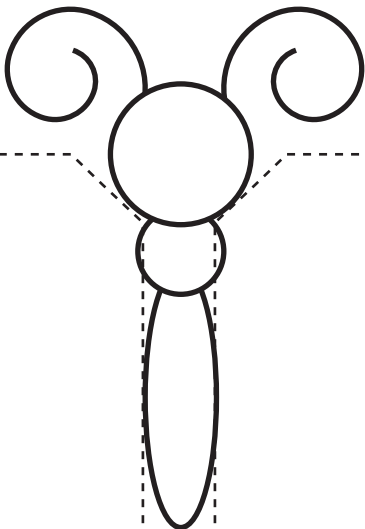
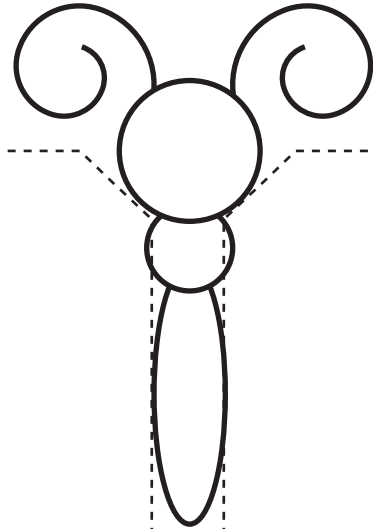
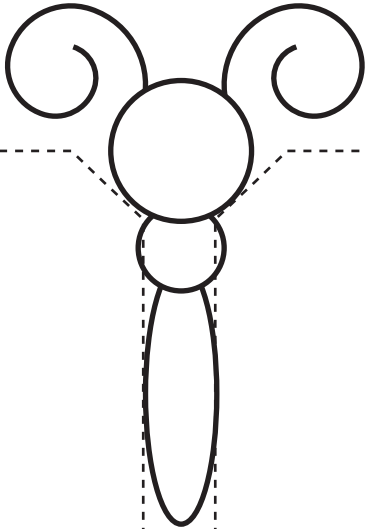
Cut and paste the wings with opposite words for each butterfly.



Opposite Words

Name _____


Cut and paste the wings with opposite words for each butterfly.



Adjectives

Name _____

Use the word bank to fill in the opposite word for each image.



Word Bank

fat

bad

out

slow

Adjectives

Name _____

Use the word bank to fill in the opposite word for each image.



Word Bank

dry

sour

empty


over


Adjectives

Name _____

Describing Animals

Write words that describe each animal.






Adjectives

Name _____

Describing Animals

Write words that describe each animal.






Adjectives

Name _____

Describing Animals

Write words that describe each animal.





Question Words



Question Words

Who? Who won?

What? What is that?

When? When did he go?

Where? Where is your dog?

Name _____

Circle the question words that match the answers.

I will go on Sunday.

(Who, What, When, Where)

Her name is Jessica.

(Who, What, When, Where)

My bicycle is at home.

(Who, What, When, Where)

Billy came to my house.

(Who, What, When, Where)


Fill in the question words to complete each sentence.

_____ is your teacher?

_____ did you go to France?

_____ are your shoes?

_____ is the name of your dog?



Question Words

Name _____

Pick the correct question word from the word box for each sentence.
Fill in the question word that matches the sentence in each box.

Word Box: Who Where What When

Amy went to the park yesterday.



_____ did Amy go yesterday?

Her name is Joy .



_____ is her name?

John ate two cookies. 



_____ ate the cookies?

Emily came home yesterday.



_____ did Emily come home?

Question Words

Name _____

Pick the correct question word from the word box for each sentence.
Fill in the question word that matches the sentence in each box.

Word Box: Who Where What When

Jessy took her dog on a walk.



_____ took the dog on a walk?

Seth came from England.



_____ did Seth come from?

The festival was in November.




_____ was the festival?

It is a shooting star.



_____ is that?



Question Words

Name _____

Pick the correct question word from the word box for each sentence.
Fill in the question word to complete each sentence.


Word Box: Who Where What When

is for dinner?

did you talk to?

did you go?

can we go?



Question Words

Name _____

Pick the correct question word from the word box for each sentence.
Fill in the question word to complete each sentence.


Word Box: Who Where What When

do you need?

is that lady?

is your school?

is the party?



Question Words

Name _____

Pick the correct question word from the word box for each sentence.
Fill in the question word to complete each sentence.


Word Box: Who Where What When

_____ did you get?

_____ came to your house?

_____ did he come from?

_____ did she call you?




Prepositions


Name _____



Circle the correct preposition for each image.




(in front of,
under)



(on, in)

Write the correct preposition for each image.



The bunny is _____ the boy.




The girl is _____ the house.

Prepositions

Name _____


Circle the correct preposition for each image.



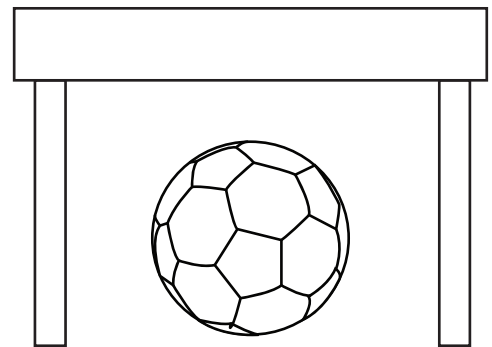
The ball is (in front of , on)
the boy.



The ball is (under , next to)
the boy.



The owl is (in , on) the house.




The ball is (under , on) the table.

Prepositions

Name _____

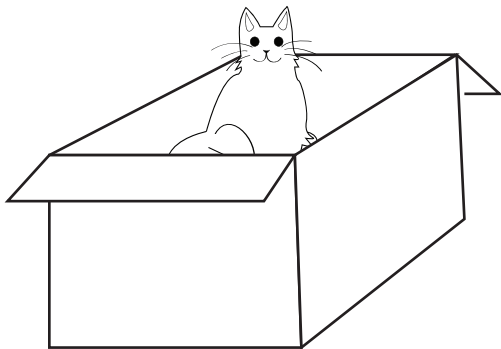
Circle the correct preposition for each image.




The apple is (in , on) the table.



The cat is (under , in front of) the table.



The cat is (in , next to) the box.



The boy is (next to , on) the car.


Prepositions

Name _____


Circle the correct preposition for each image.




The flower is (next to , under)
the girl.



The bee is (on , in) the flower.



The book is (in , under) the table.





The boy is (in , in front of) the
house.


Prepositions

Name _____

Read where the images belong. Cut out the images and paste them inside the box.



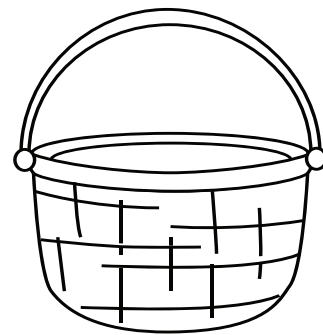

1. The bunny is in front of the house.
2. The bird is on the roof.
3. The car is next to the house.
4. The cat is under the tree.



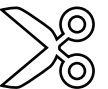



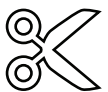
Prepositions

Name _____

Read where the images belong. Cut out the images and paste them inside the box.



1. The book is on the table.
2. The dog is under the table.
3. The apple is in the basket.
4. The cat is next to the basket.



Prepositions



Name _____

Circle the correct word for each sentence.

Amy went (off / to) her grandmother's house.

John went to the park (by / with) his friends.

Cathy came (of / from) Chicago.

Adam went to Texas (by / of) car.

Write the correct word for each sentence.

Word Bank

for by

☆ I made a cake _____ my grandmother.

☆ These apples are sold _____ farmers.


Prepositions

Name _____

Read the sentences. Use the word bank to fill in the correct word for each sentence.

I went _____ my friend's house yesterday.

These flowers are _____ my mother.



I need to get _____ at the next bus stop.

Jack came _____ my house to say hello.

Word Bank

off by to for


Prepositions

Name _____

Read the sentences. Use the word bank to fill in the correct word for each sentence.

Jessica went to the store _____ Adam.

I got a letter _____ my friend in Paris.



I take care _____ my pet turtle.

Beth cooked dinner _____ her family.

Word Bank

from for of with

Prepositions

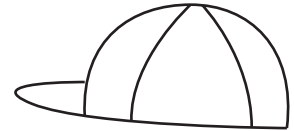
Name _____

Read the sentences. Use the word bank to fill in the correct word for each sentence.

I made this cake _____ myself.

When did you go _____ the zoo?

I took _____ my cap.



I went _____ John to see the new movie.

Word Bank

with to by off

Prepositions


Name _____

Read the sentences. Use the word bank to fill in the correct word for each sentence.

This sweater is _____ Tom.

My friend came _____ Alaska.

Seth ate all _____ the cookies.



I need _____ go home.

Word Bank

of to for from

Prepositions

Name _____


Read the sentences. Use the word bank to fill in the correct word for each sentence.

I have to hold the pan _____ both hands.

Will you go _____ train?

Amy likes _____ sing.

I am a big fan _____ dinosaurs.



Word Bank

of with by to

Asking and Telling Sentences

Name _____

Asking and Telling sentences

Directions: Circle asking or telling for each sentence.

Kate made a cake for her friend's birthday.

(asking telling)



John is a great artist.

(asking telling)

When did you go to the zoo?

(asking telling)

How much is that hat?

(asking telling)

Beth went swimming yesterday.

(asking telling)

Asking and Telling Sentences

Name _____

Asking and Telling sentences

Directions: Circle asking or telling for each sentence.

Where did David go?

(asking telling)

Zoe likes ice cream.

(asking telling)

What is your name?


(asking telling)

Where is your house?

(asking telling)

Mary took her dog on a walk.

(asking telling)



Asking and Telling Sentences

Name _____

Asking and Telling sentences

Directions: Circle asking or telling for each sentence.

What happened?


(asking telling)

Jennifer and Julia went to see a movie.

(asking telling)

Is this your car?

(asking telling)



James likes to sing.

(asking telling)

Did you eat lunch?

(asking telling)

Asking and Telling Sentences

Name _____

Asking and Telling sentences

Directions: Circle asking or telling for each sentence.

When did you call her?

(asking telling)

Jack is a painter.

(asking telling)

Marie is a good cook.

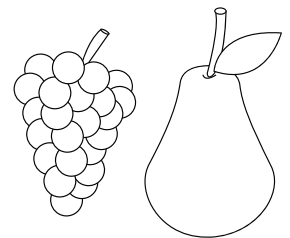
(asking telling)

Charles likes cars.

(asking telling)

Do you like fruit?

(asking telling)



Capitalization

Name _____

Directions: Rewrite each sentence and capitalize the correct words.

i ate breakfast with jim.

amy came to see me on sunday.

mr. chapman is my teacher.

jeremy came from texas.

where did you go on wednesday?

Capitalization

Name _____

Directions: Rewrite each sentence and capitalize the correct words.

the shop is on walnut street.

where did you and amy go on saturday?

christmas is in december.

march is my favorite month.

i like cookies.

Capitalization

Name _____

Directions: Rewrite each sentence and capitalize the correct words.

jessey came from england.

when did you talk to cathy?

my birthday is in april.

ms. jones is a nice lady.

how is the weather today?

Capitalization

Name _____

Directions: Rewrite each sentence and capitalize the correct words.

eric and tim went to the zoo on tuesday.

i talked to mr. smith on monday.

the name of my cat is jasmine.

please read these books.

i will visit my grandparents in august.

Punctuation

Name _____

Circle the correct punctuation for each sentence.

What happened

? . !

Where is my bicycle

? . !

What a nice day

? . !

That is a cute bird

? . !

Can I eat this

? . !

When did you arrive

? . !

Punctuation

Name _____

Circle the correct punctuation for each sentence.

I like to read

? . !

Let's go

? . !

Where is your jacket

? . !

I went to the park

? . !

My hands are cold

? . !

How are you

? . !

Punctuation

Name _____

Circle the correct punctuation for each sentence.

Oh no

? . !

It is raining

? . !

Can I help you

? . !

My dad is a cook

? . !

Where did you go

? . !

Ouch

? . !