


Halloween Phonics

Name _____

Write the vowel that completes each word.

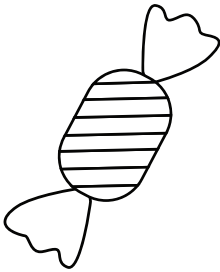
a e i o u




_____ _____
b _____ t




_____ _____
w _____ tch



_____ _____
c _____ ndy



_____ _____
gh _____ st



_____ _____
p _____ mpkin




_____ _____
n _____ ght

Halloween Phonics


Name _____

Write the vowel that completes each word.


a e i o u




c _____ t




m _____ nster



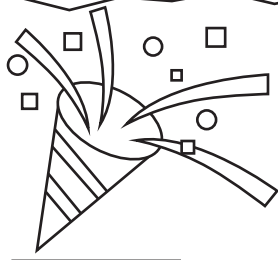
_____ w l



sp _____ der



w _____ b



p _____ rty

Halloween Activity

Name _____

Trace the words. Cut out the images and paste them next to their names.

cat

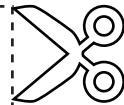

mummy

bat

spider

witch

potion



Halloween Activity

Name _____

Trace the words. Cut out the images and paste them next to their names.

skull

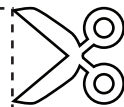


pumpkin

candy

monster

ghost

bones



Halloween Activity

Name _____

Trace the words. Cut out the images and paste them next to their names.

fat


vampire

treats

skeleton

spell


broom



Halloween Phonics


Name _____

Color and write the correct letter that has the beginning sound of each word.




_____ at

(b) (d) (c)




_____ at

(g) (b) (d)




_____ host

(a) (q) (g)




_____ kull

(r) (s) (m)



_____ andy

(d) (c) (k)



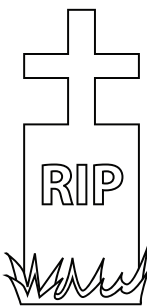
_____ ones

(z) (t) (b)

Halloween Phonics


Name _____

Color and write the correct letter that has the beginning sound of each word.




_____rave

(g) (a) (n)




_____oon

(q) (m) (u)



_____pider

(i) (w) (s)




_____at

(l) (u) (h)



_____itch

(e) (c) (w)



_____umpkin

(q) (p) (v)

Halloween Missing Letters

Name _____

Fill in the missing letters.

A

C

F

G

I

K

M

P


R

T

V

Y

Z



Halloween Missing Letters

Name _____

Fill in the missing letters.

B

D

H

L

M


N

R

U

W

X



Halloween Missing Letters

Name _____

Fill in the missing letters.

a

d

f

g

i

k

l

m

n

q


r

t

w

x

y



Halloween Missing Letters

Name _____

Fill in the missing letters.

c d

h i j

m

o

r

s





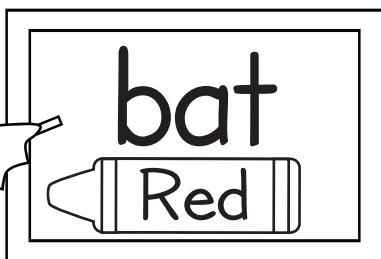

u



Halloween Rhyming

Name _____




Read the words in the cauldrons. Color the cauldrons that rhyme with the words inside the boxes.



Halloween Rhyming

Name _____

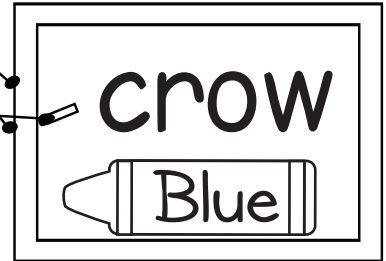


Read the words in the cauldrons. Color the cauldrons that rhyme with the words inside the boxes.



Halloween Rhyming

Name _____


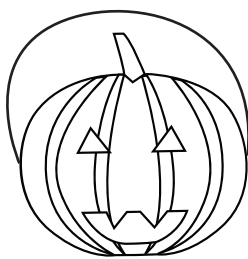
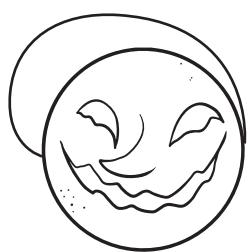
Read the words in the cauldrons. Color the cauldrons that rhyme with the words inside the boxes.



Halloween Reading Comprehension

Name _____

Jessica has a friend. Her name is Amy.
They are going to make scary masks for
Halloween.



Circle the correct answer.

1. What is the name of Jessica's friend?

Her name is _____ .

- a. Kathy
- b. Amy
- c. Beth

2. What are they going to make for Halloween?


They are going to make _____ .

- a. cookies
- b. jack-o'-lantern
- c. scary masks

Halloween Reading Comprehension

Name _____

Oliver has a cat. Her name is Lucy.
She is going to wear a witch's hat for
Halloween.



Circle the correct answer.

1. What is the name of Oliver's cat?

Her name is _____ .

- a. Mittens
- b. Chloe
- c. Lucy

2. What is Oliver's cat going to wear for Halloween?


She is going to wear _____ .

- a. ribbons
- b. a witch's hat
- c. a cape

Halloween Missing Numbers

Name _____

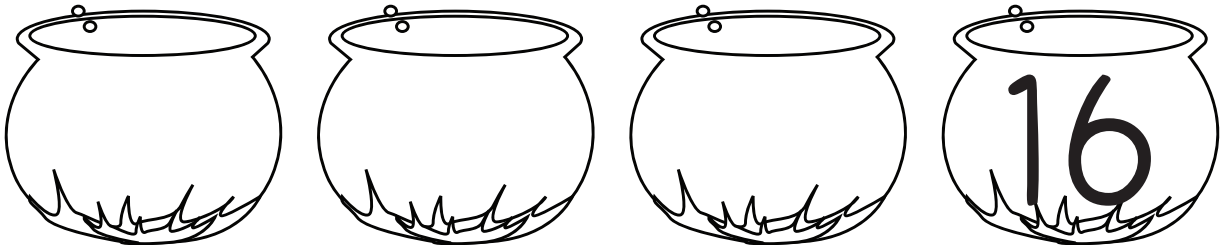
Fill in the missing numbers.



Halloween Missing Numbers

Name _____


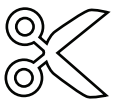





Fill in the missing numbers.



Spooky Numbers

Name _____

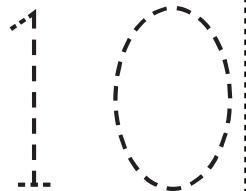
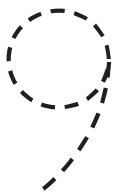
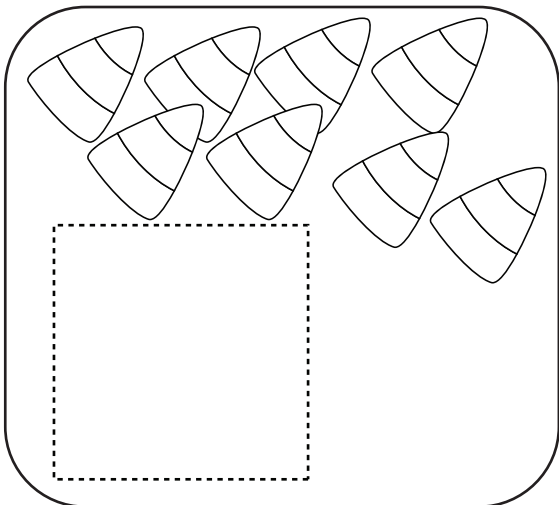
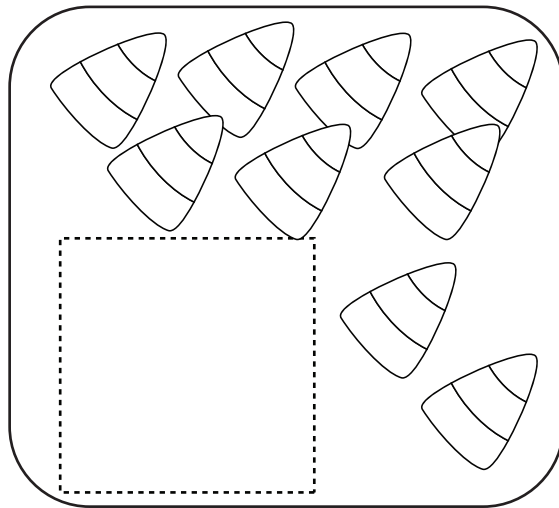


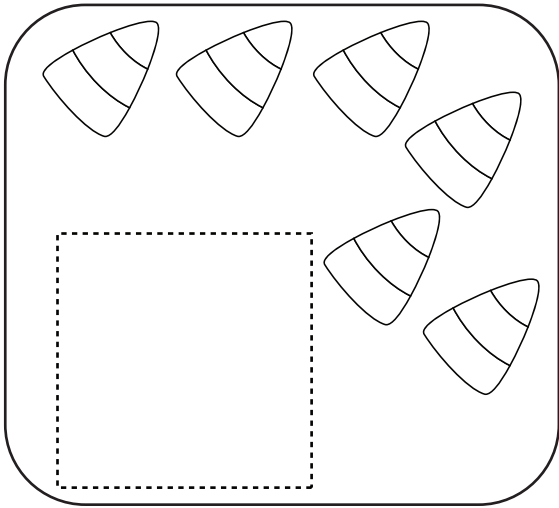
Trace and cut out the numbers. Count the number of bats in each box and paste the total number inside the square.



Spooky Numbers

Name _____


Trace and cut out the numbers. Count the number of candy corn in each box and paste the total number inside the square.



Halloween Counting


Name _____

How many ghosts do you see in each box?
Color the correct number.




Two angry-looking ghosts with furrowed brows and open mouths. One is on the left and one is on the right.

1 2 3




Four happy-looking ghosts with wide smiles and closed mouths. Two are in the top row and two are in the bottom row.

2 3 4



Three happy-looking ghosts with wide smiles and closed mouths. Two are in the top row and one is in the bottom row.

3 4 5




Five happy-looking ghosts with wide smiles and closed mouths. Three are in the top row and two are in the bottom row.

3 4 5


Halloween Counting

Name _____


How many bats do you see in each box?
Color the correct number.




5 6 7



6 7 8



6 7 8





8 9 10


Spooky Patterns


Name _____


Look at the pattern below. Cut out the images and paste the image that comes last in each box.

| | |
|--|------------|
|  | paste here |
|--|------------|

| | |
|---|------------|
|  | paste here |
|---|------------|

| | |
|--|------------|
|  | paste here |
|--|------------|

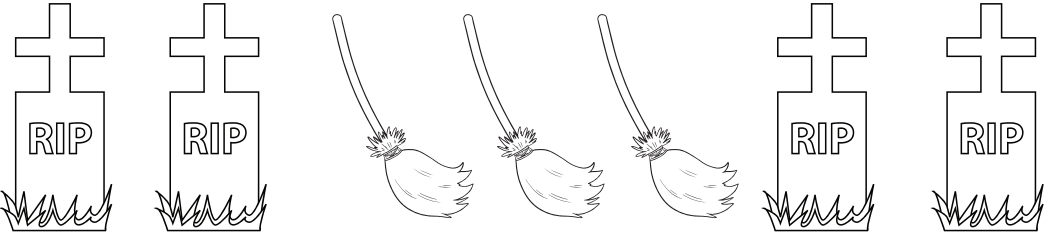
| | |
|--|------------|
|  | paste here |
|--|------------|





Spooky Patterns

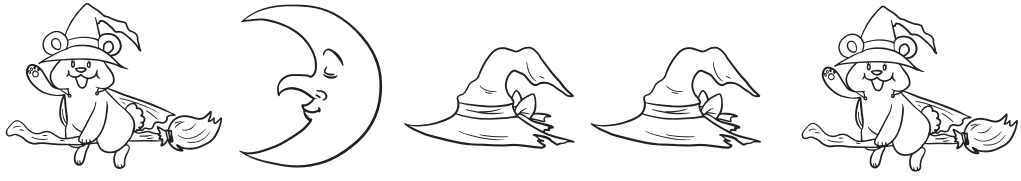
Name _____

Look at the pattern below. Cut out the images and paste the image that comes last in each box.






| | |
|---|-------------------|
|  A sequence of six images: two tombstones with 'RIP' on them, three pumpkins, and two more tombstones with 'RIP' on them. | <p>paste here</p> |
|---|-------------------|

| | |
|--|-------------------|
|  A sequence of seven images: two skeletons, a hand holding a lollipop, two more skeletons, and a hand holding a lollipop. | <p>paste here</p> |
|--|-------------------|

| | |
|--|-------------------|
|  A sequence of six images: a ghost, two cauldrons, a candy, another ghost, and another cauldron. | <p>paste here</p> |
|--|-------------------|

| | |
|--|-------------------|
|  A sequence of six images: a witch, a crescent moon with a face, two hands holding lollipops, and another witch. | <p>paste here</p> |
|--|-------------------|

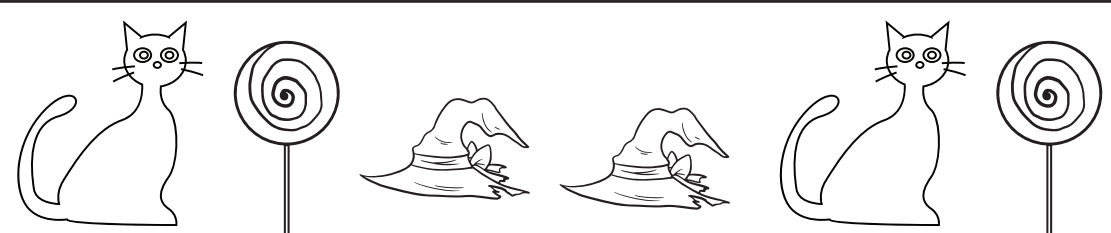



| | | | | |
|---|---|---|--|---|
|  |  |  |  |  |
|---|---|---|--|---|


Spooky Patterns

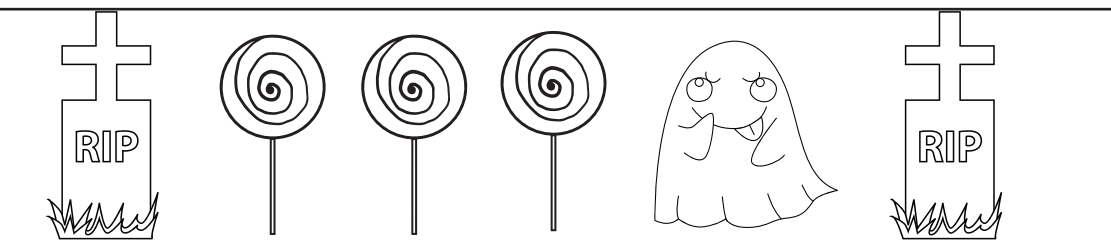
Name _____

Look at the pattern below. Cut out the images and paste the image that comes last in each box.





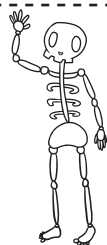
| | |
|--|-------------------|
|  | <p>paste here</p> |
|--|-------------------|

| | |
|---|-------------------|
|  | <p>paste here</p> |
|---|-------------------|

| | |
|--|-------------------|
|  | <p>paste here</p> |
|--|-------------------|


| | |
|--|-------------------|
|  | <p>paste here</p> |
|--|-------------------|




| | | | | |
|---|---|---|--|---|
|  |  |  |  |  |
|---|---|---|--|---|

Halloween Counting

Name _____




Count how many there are of each image. Write the total number next to each box.

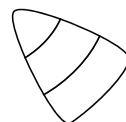


Halloween Counting

Name _____




Count how many there are of each image. Write the total number next to each box.




Halloween Comparing Numbers


Name _____

Compare the two numbers in each row. Trace more or less to complete each sentence correctly.


 is


| |
|------|
| more |
| less |

 than  .


 is


| |
|------|
| more |
| less |

 than  .


 is

| |
|------|
| more |
| less |

 than  .


 is

| |
|------|
| more |
| less |

 than  .

 is


| |
|------|
| more |
| less |

 than  .


Halloween Comparing Numbers


Name _____

Compare the two numbers in each row. Trace more or less to complete each sentence correctly.


 is


| |
|------|
| more |
| less |

 than  .


 is


| |
|------|
| more |
| less |

 than  .


 is


| |
|------|
| more |
| less |

 than  .


 is

| |
|------|
| more |
| less |

 than  .

 is

| |
|------|
| more |
| less |

 than  .

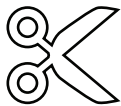
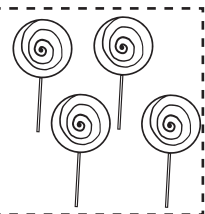
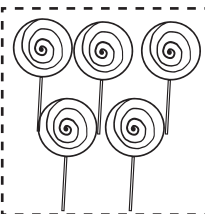


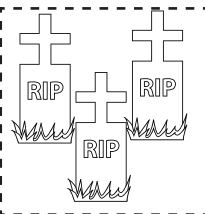
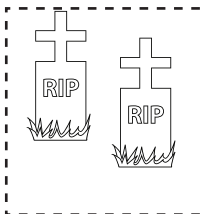
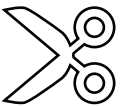
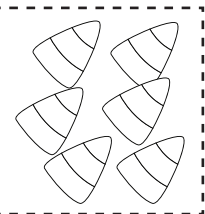
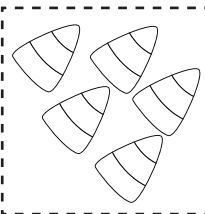
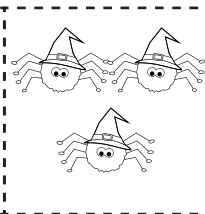
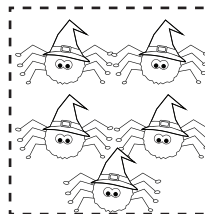


Halloween Comparing Numbers

Name _____

Cut out the image squares. Paste each pair of images inside the correct boxes.

More


Less




Spooky Addition

Name _____



Add the number of images in each box and write the answer in the last box.




+




=




+



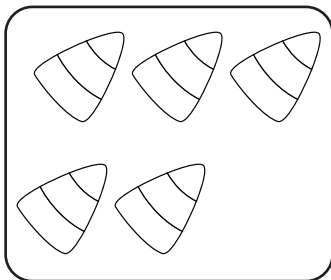

=




+





=




+



=



+




=



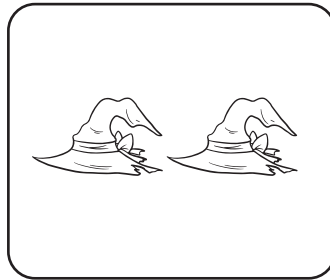
Spooky Addition

Name _____



Add the number of images in each box and write the answer in the last box.




+




=




+




=




+





=




+




=



+



=

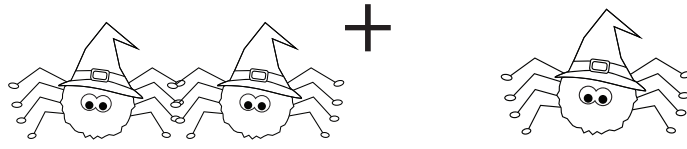


Spooky Addition

Name _____


Count the images. Write the number of images in the boxes above the images and write the answer in the last box.

+ =




This problem shows two spiders wearing witch hats on the left, followed by a plus sign, one spider wearing a witch hat on the right, an equals sign, and a large empty box for the answer.

+ =




This problem shows three bats on the left, followed by a plus sign, two bats on the right, an equals sign, and a large empty box for the answer.

+ =



This problem shows two skulls on the left, followed by a plus sign, three skulls on the right, an equals sign, and a large empty box for the answer.

+ =




This problem shows three ghostly hands on the left, followed by a plus sign, four ghostly hands on the right, an equals sign, and a large empty box for the answer.

Spooky Addition

Name _____


Count the images. Write the number of images in the boxes above the images and write the answer in the last box.

+ =




Two cauldrons

+




Two cauldrons

=




+ =




Three lollipops

+

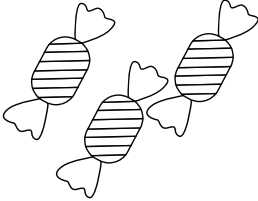


One lollipop

=




+ =




Five candies

+

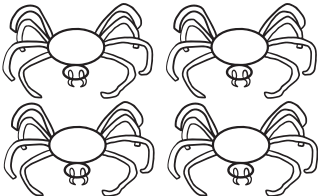


Six candies

=




+ =




Four spiders

+



Two spiders

=





Spooky Addition

Name _____

How many potions did the witch make?

The witch made 2 trick potions and 4 fun potions for Halloween. How many potions did she make in all?



Write the equation.

$$\underline{\quad\quad\quad} + \underline{\quad\quad\quad} = \underline{\quad\quad\quad}$$

Number grid









| | | | | | | | | | |
|---|---|---|---|---|---|---|---|---|----|
| 1 | 2 | 3 | 4 | 5 | 6 | 7 | 8 | 9 | 10 |
|---|---|---|---|---|---|---|---|---|----|







Answer: _____ potions

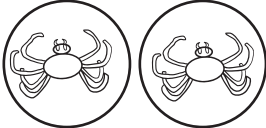








Spooky Making 10

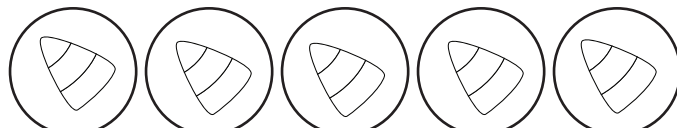
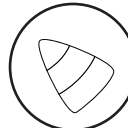
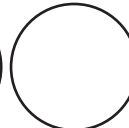
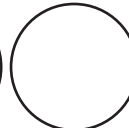
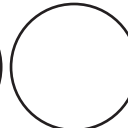
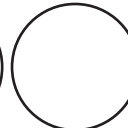
Name _____








Color the empty circles and write the numbers that make up 10 in each box.




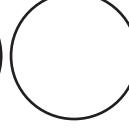
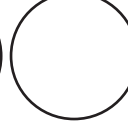
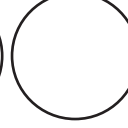
| | | | | |
|--|---|---|---|---|
|  |  |  | | |
|  |  |  |  |  |
| $3 + \underline{\quad\quad\quad} = 10$ | | | | |

| | | | | | |
|--|---|--|---|---|---|
|  |  |  |  |  |  |
| $5 + \underline{\quad\quad\quad} = 10$ | | | | | |

| | | | | |
|--|---|---|---|---|
|  |  |  |  | |
|  |  |  |  |  |
| $2 + \underline{\quad\quad\quad} = 10$ | | | | |

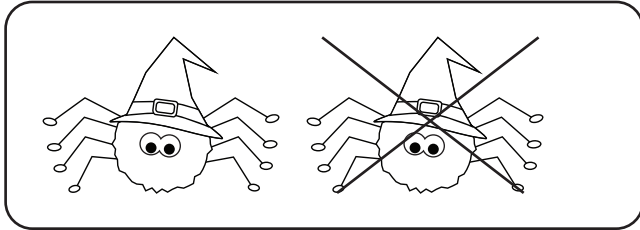
| | | | | | |
|--|---|--|---|---|---|
|  |  |  |  |  |  |
| $6 + \underline{\quad\quad\quad} = 10$ | | | | | |

| | | | | |
|--|---|---|---|---|
|  |  | | | |
|  |  |  |  |  |
| $4 + \underline{\quad\quad\quad} = 10$ | | | | |


| | | | | | |
|--|---|--|---|---|---|
|  |  |  |  |  |  |
| $7 + \underline{\quad\quad\quad} = 10$ | | | | | |

Spooky Subtraction

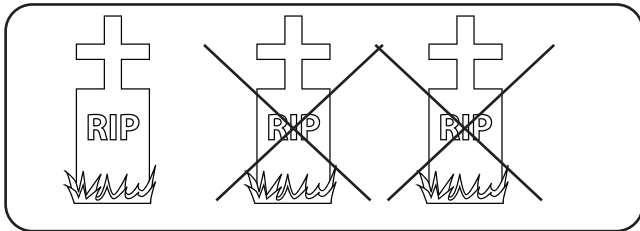
Name _____




$2 - 1 =$



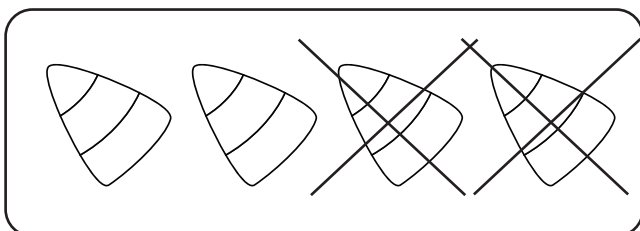
$3 - 1 =$




$3 - 2 =$



$4 - 1 =$



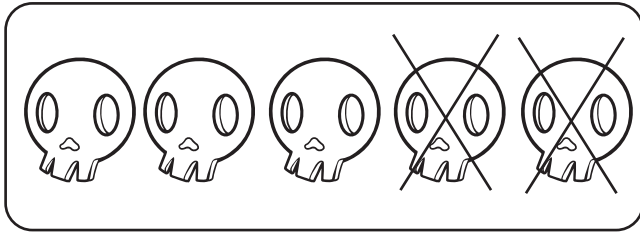
$4 - 2 =$



$4 - 3 =$

Spooky Subtraction


Name _____



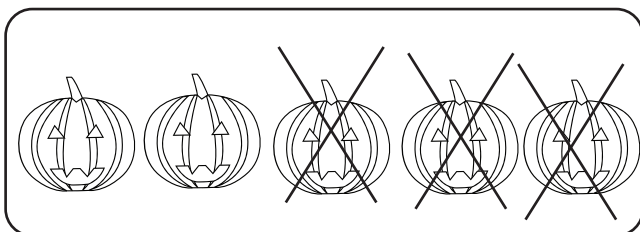
$5 - 2 =$



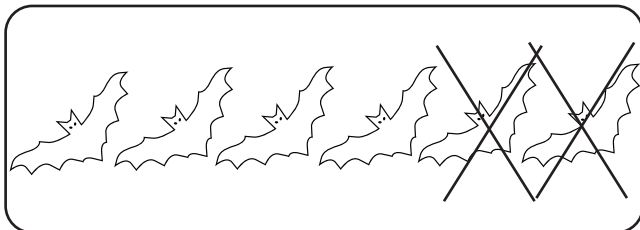
$5 - 1 =$



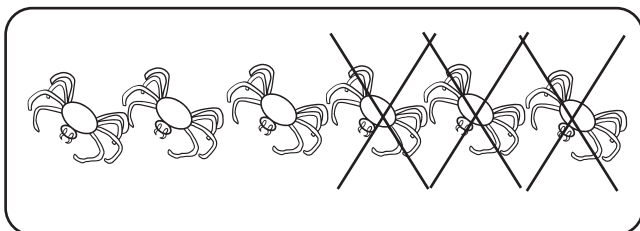
$5 - 4 =$



$5 - 3 =$



$6 - 2 =$



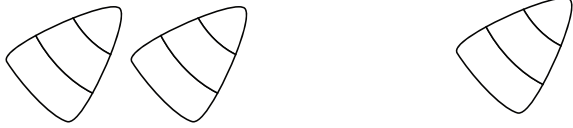
$6 - 3 =$

Spooky Subtraction

Name _____


Count the images. Write the number of images in the boxes above the images and write the answer in the last box.

- =




A subtraction problem using pumpkins. The first row contains three empty boxes: a small square, a minus sign, another small square, an equals sign, and a larger square. Below the first small box are two pumpkins. Below the second small box is one pumpkin. Below the large box is an empty space for the answer.

- =




A subtraction problem using cauldrons. The first row contains three empty boxes: a small square, a minus sign, another small square, an equals sign, and a larger square. Below the first small box are three cauldrons. Below the second small box is one cauldron. Below the large box is an empty space for the answer.

- =



A subtraction problem using skulls. The first row contains three empty boxes: a small square, a minus sign, another small square, an equals sign, and a larger square. Below the first small box are three skulls. Below the second small box are two skulls. Below the large box is an empty space for the answer.

- =




A subtraction problem using bats. The first row contains three empty boxes: a small square, a minus sign, another small square, an equals sign, and a larger square. Below the first small box are four bats. Below the second small box are two bats. Below the large box is an empty space for the answer.

Spooky Subtraction

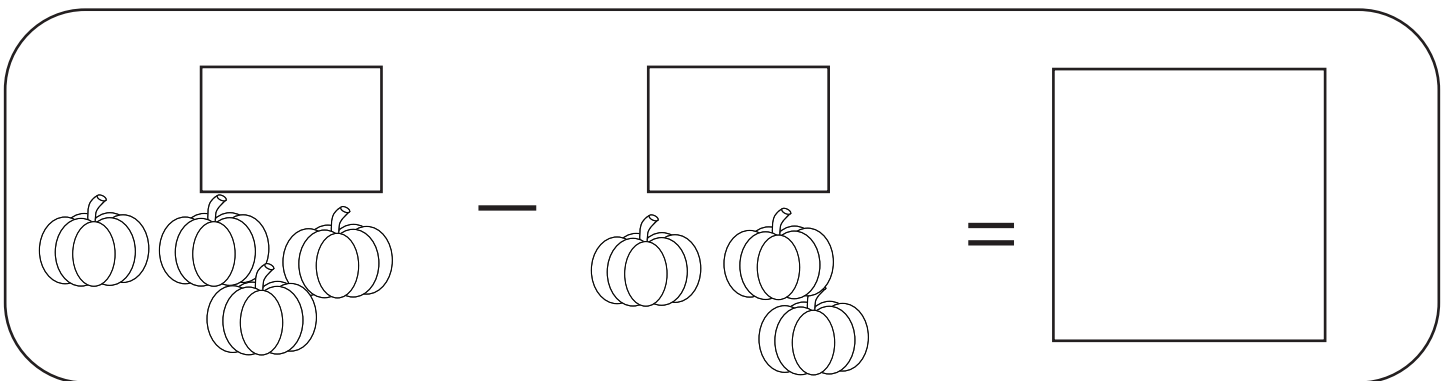
Name _____

Count the images. Write the number of images in the boxes above the images and write the answer in the last box.

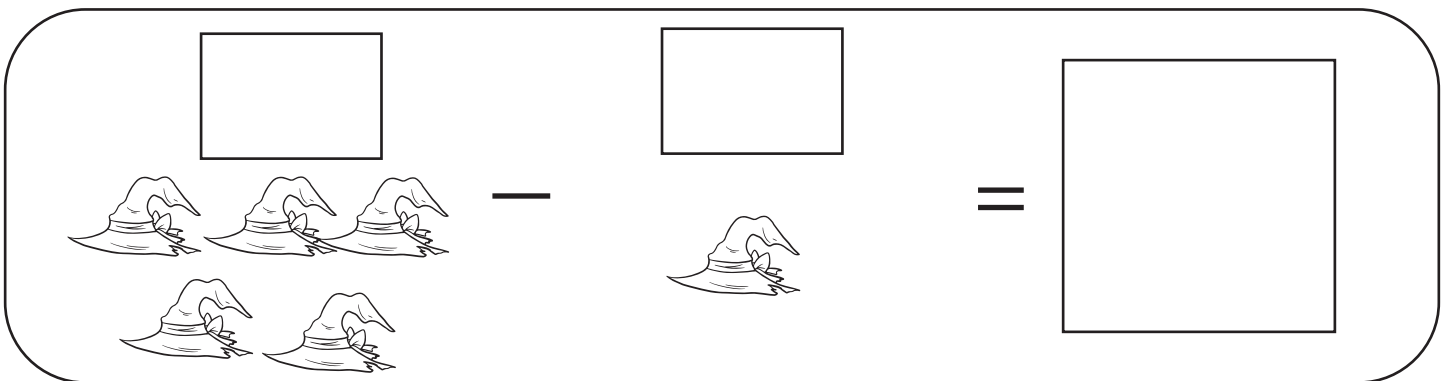
- =



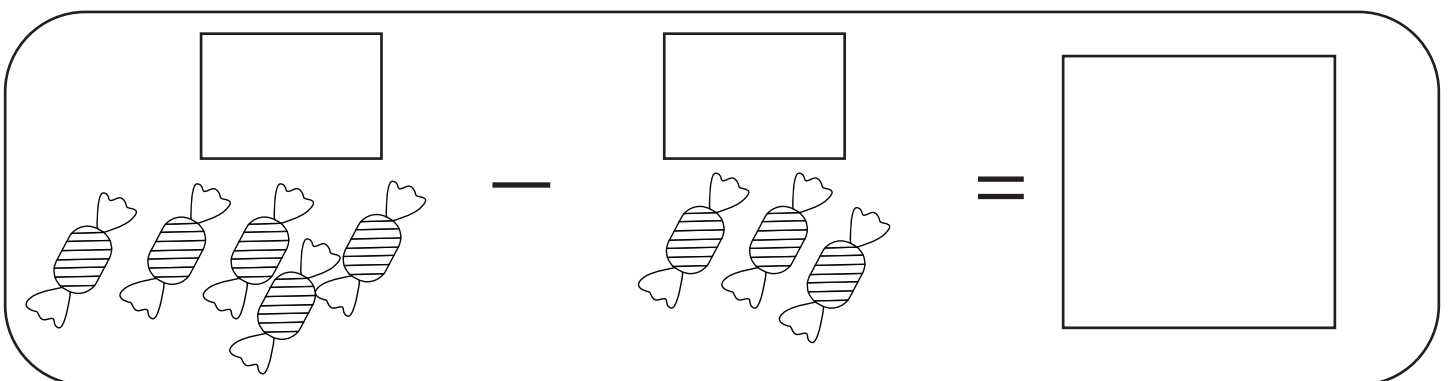
- =



- =



- =






Spooky Subtraction

Name _____

How many pumpkins does Joe have left?

Joe got 8 pumpkins for Halloween. He gave 5 pumpkins to his friends. How many pumpkins does he have left?



Write the equation.

_____ - _____ = _____

Number grid


| | | | | | | | | | |
|---|---|---|---|---|---|---|---|---|----|
| 1 | 2 | 3 | 4 | 5 | 6 | 7 | 8 | 9 | 10 |
|---|---|---|---|---|---|---|---|---|----|

Answer: _____ pumpkins

Halloween Color by Number

Name _____



1=  orange

2=  black

3=  white

4=  red

5=  purple

6=  gray

Halloween Color by Number

Name _____



1=  black

2=  gray

3=  orange

4=  yellow

5=  purple


6=  white

7=  blue

8=  red

Halloween Color by Number

Name _____



1= purple

2= gray

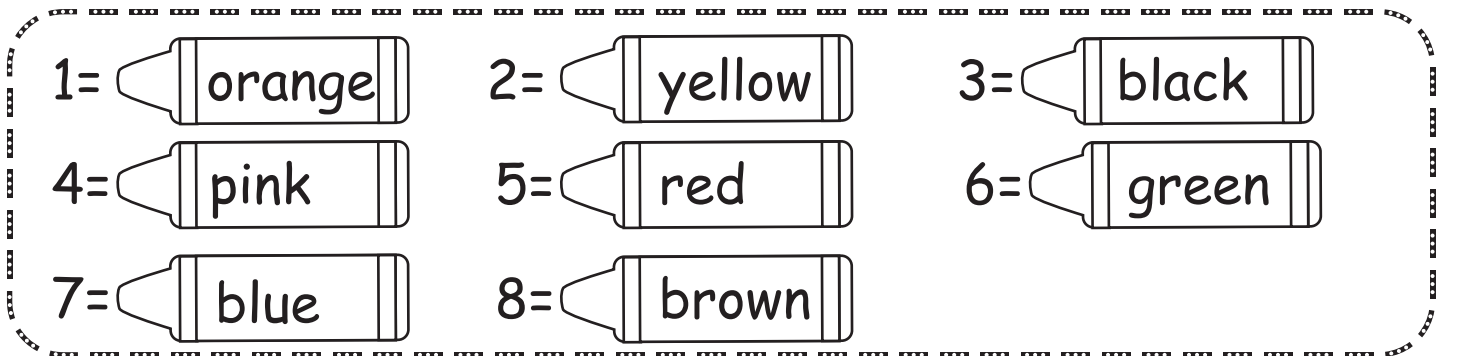

3= black

4= green


5= red

Halloween Color by Number


Name _____



Name _____




Finish!




Halloween Connect the Dots

Name _____



Halloween Maze


Name _____



Halloween Maze

Name _____

Start!



Finish!



Halloween Spot the Difference

Name _____

Compare the top and the bottom images. Five changes have been made. Spot the differences and circle them.

