

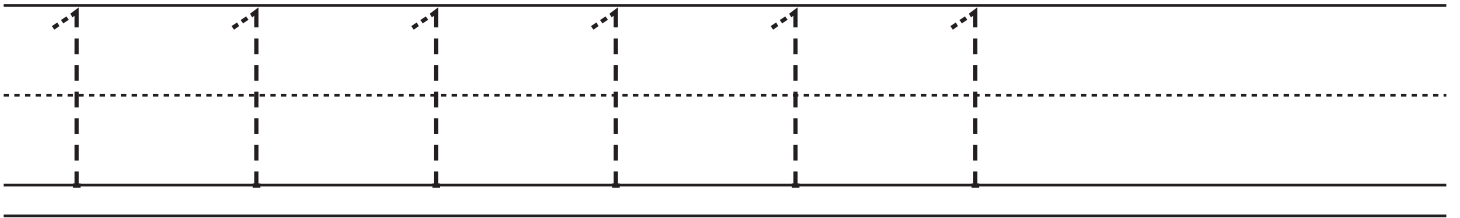


Number One Worksheet

Name _____



Write it!



Write the numbers that come before and after 1.



1

Color 1 star.

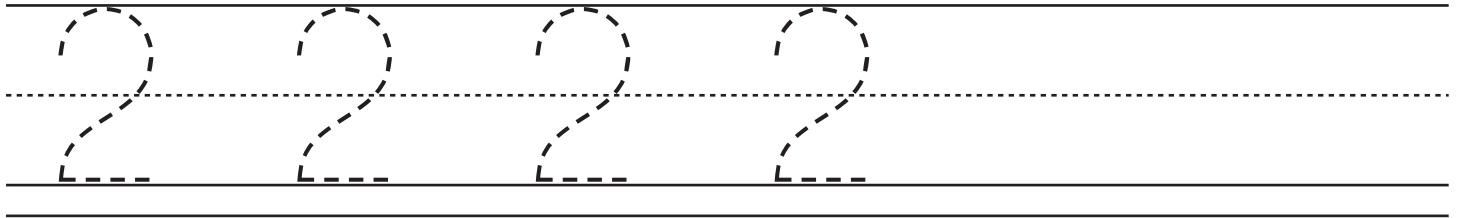
Two rows of ten stars each, arranged in a 2x10 grid, for coloring practice.

Number Two Worksheet

Name _____



Write it!



Write the numbers that come before and after 2.




Color 2 stars.



Number Three Worksheet

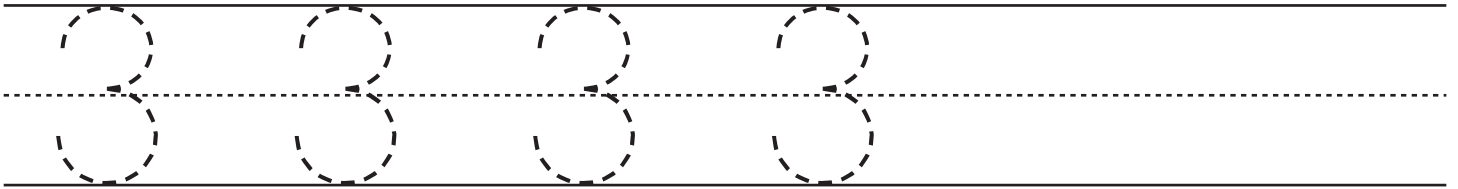
Name _____



Color the circle with 3 stars.

A decorative rectangular frame with a scalloped border contains four circles. The top-left circle has three stars, the top-right has one, the bottom-left has four, and the bottom-right has two.

Write it!



Write the numbers that come before and after 3.



A rounded rectangular box containing the text 'Write the numbers that come before and after 3.' Below the text are three boxes: a solid square on the left, a dashed '3' in the middle, and a solid square on the right.

Color 3 stars.

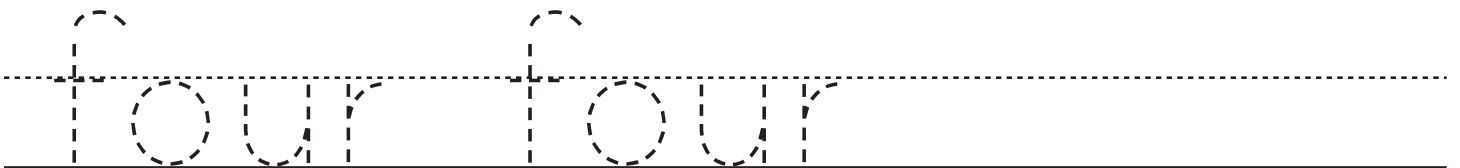
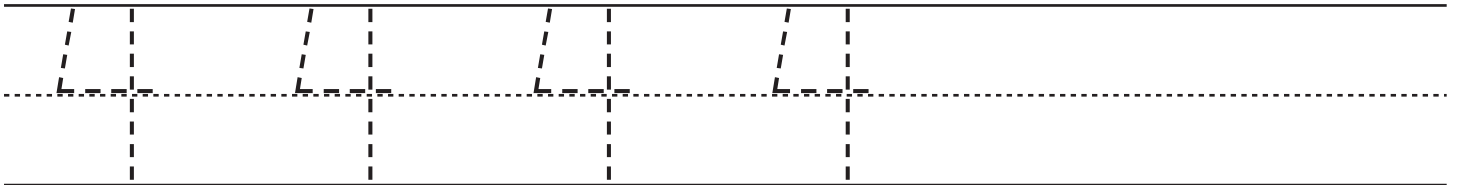
A rounded rectangular box containing the text 'Color 3 stars.' Below the text are two rows of five stars each, for a total of ten stars.

Number Four Worksheet

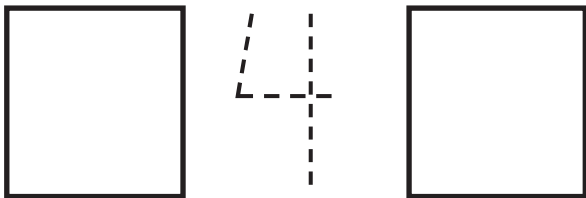
Name _____



Write it!



Write the numbers that come before and after 4.





Color 4 stars.

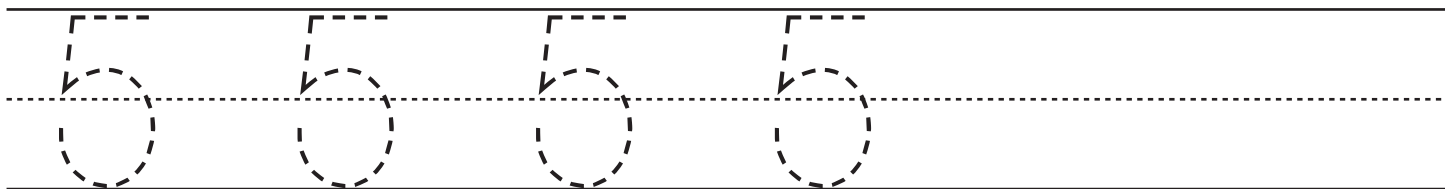


Number Five Worksheet

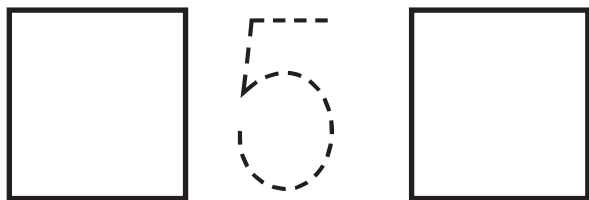
Name _____



Write it!



Write the numbers that come before and after 5.




Color 5 stars.



Number Six Worksheet

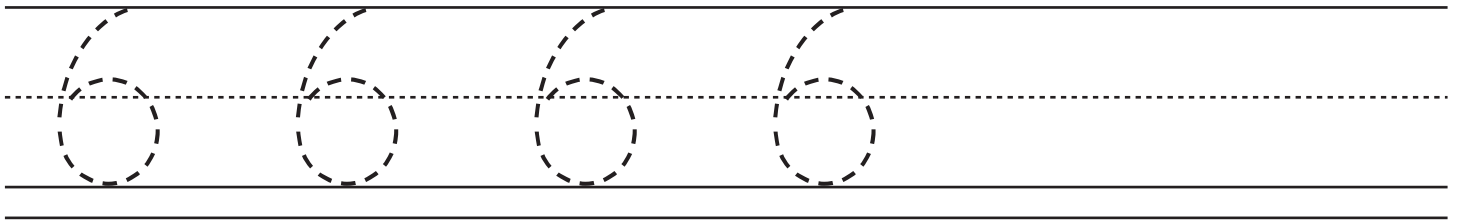
Name _____



Color the circle with 6 stars.

Four circles are arranged in a 2x2 grid. Each circle contains a different number of stars: the top-left circle has 4 stars, the top-right circle has 3 stars, the bottom-left circle has 5 stars, and the bottom-right circle has 6 stars.

Write it!



Write the numbers that come before and after 6.



A rectangular box with a rounded bottom. Inside the box, there are three squares. The first square is empty. The second square contains a dashed outline of the number 6. The third square is empty.

Color 6 stars.

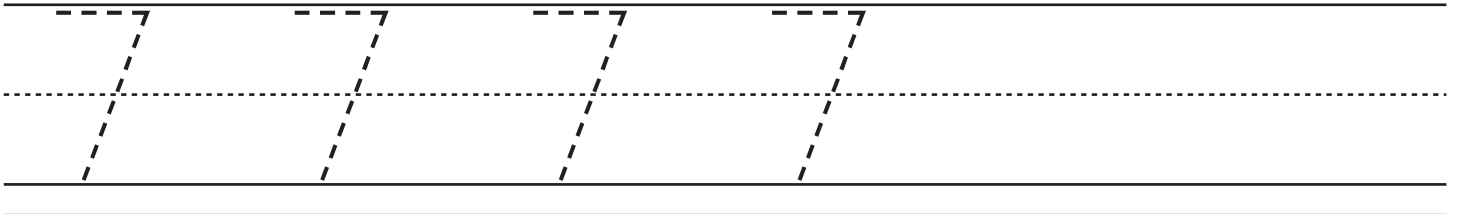
A rectangular box with a rounded bottom. Inside the box, there are two rows of five stars each, for a total of ten stars.

Number Seven Worksheet

Name _____



Write it!



Write the numbers that come before and after 7.




Color 7 stars.




Number Eight Worksheet

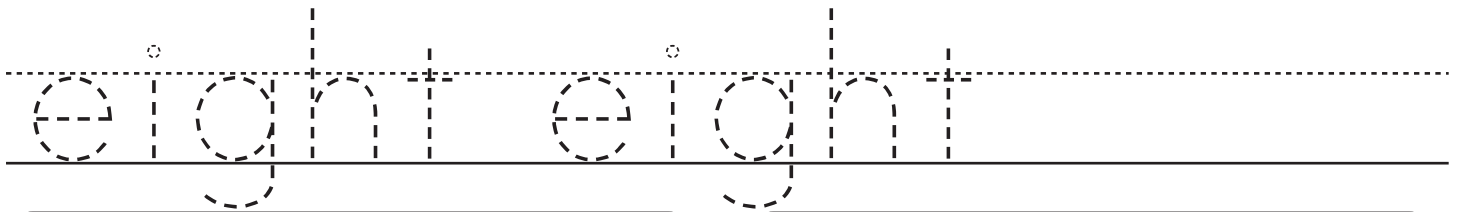
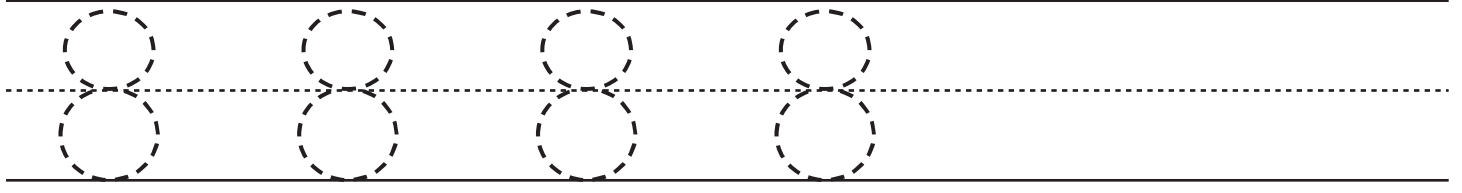
Name _____



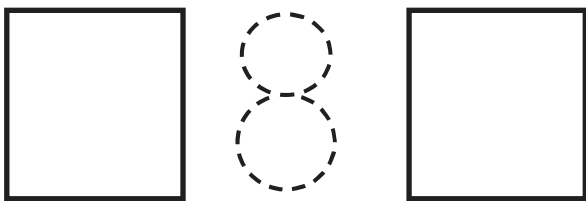
Color the circle with 8 stars.




Write it!



Write the numbers that come before and after 8.




Color 8 stars.




Number Nine Worksheet

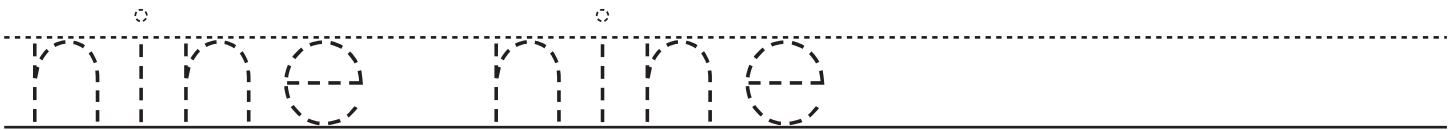
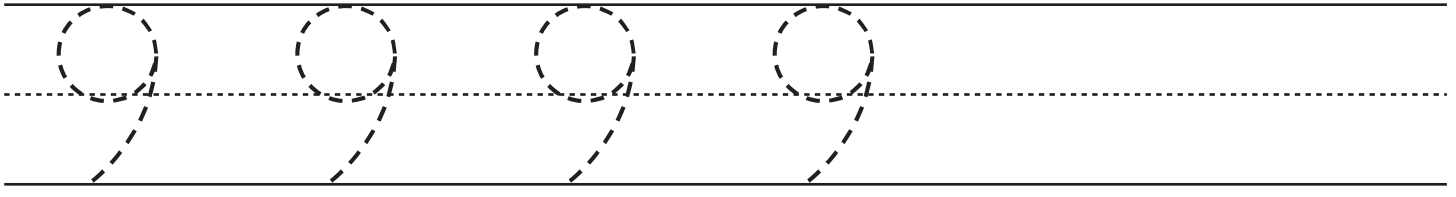
Name _____



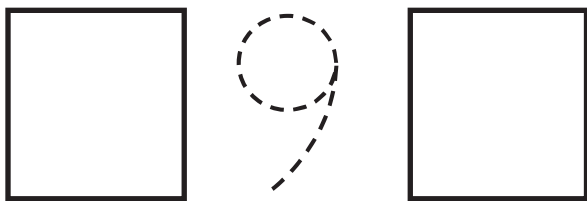
Color the circle with 9 stars.



Write it!



Write the numbers that come before and after 9.





Color 9 stars.

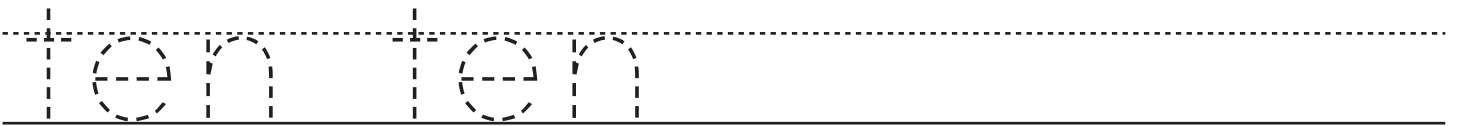
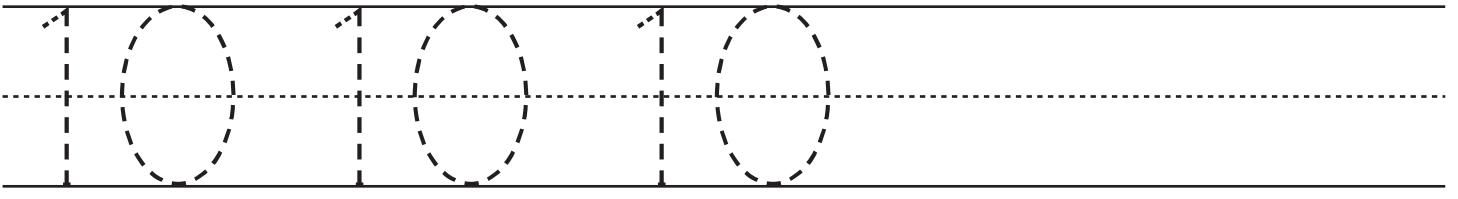


Number Ten Worksheet

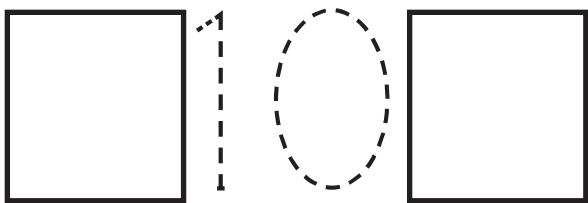
Name _____



Write it!



Write the numbers that come before and after 10.





Color 10 stars.

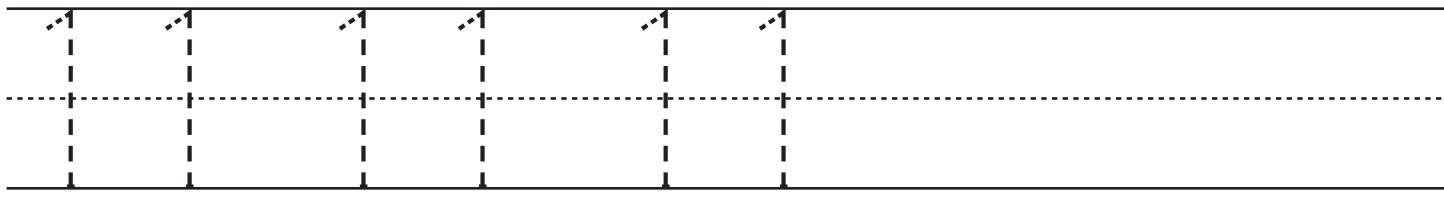


Number Eleven Worksheet

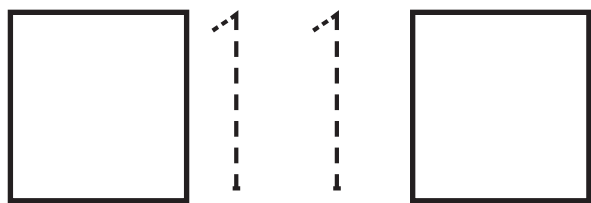
Name _____




Write it!



Write the numbers that come before and after 11.





Color 11 stars.

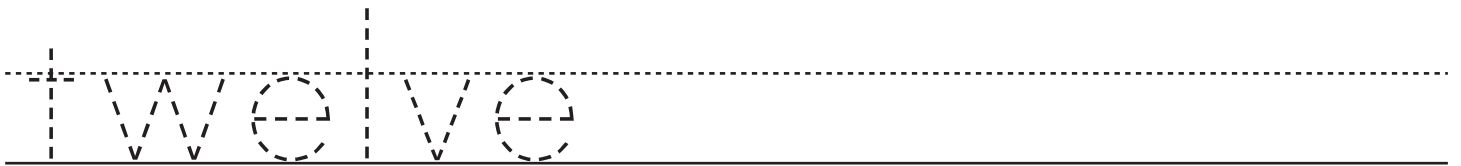
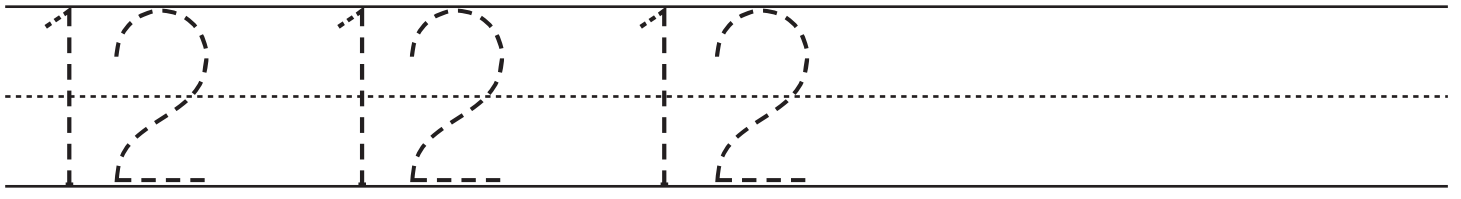


Number Twelve Worksheet

Name _____



Write it!



Write the numbers that come before and after 12.




Color 12 stars.




Number Thirteen Worksheet

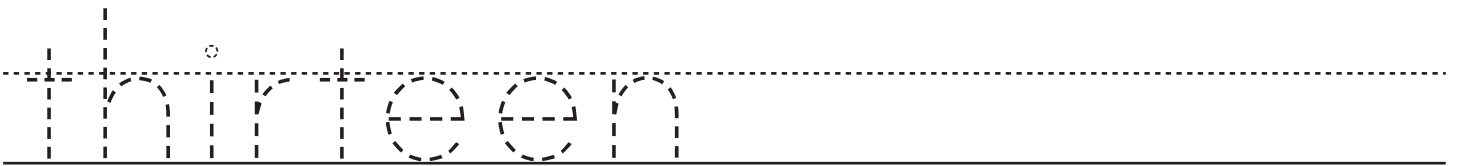
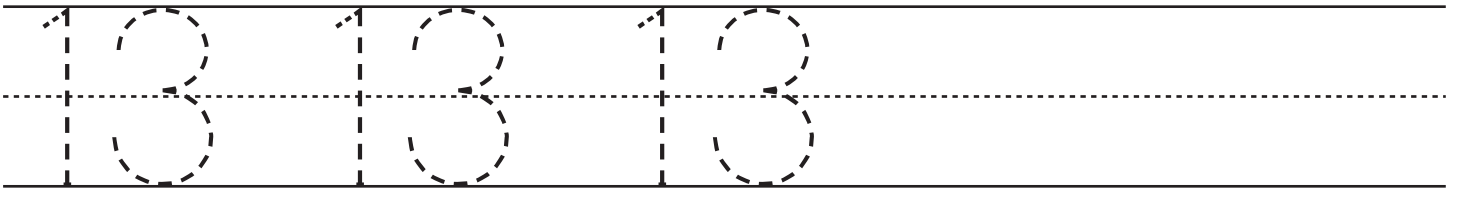
Name _____



Color the circle with 13 stars.



Write it!



Write the numbers that come before and after 13.




Color 13 stars.




Number Fourteen Worksheet

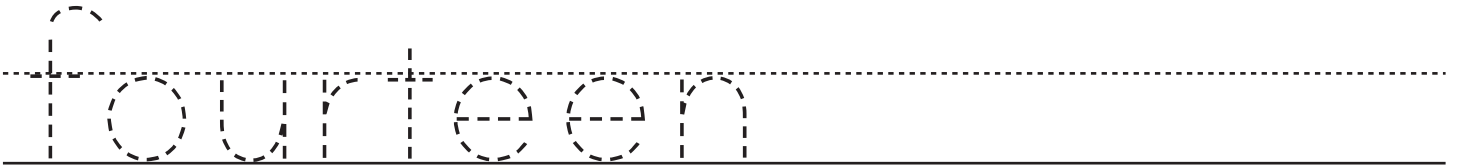
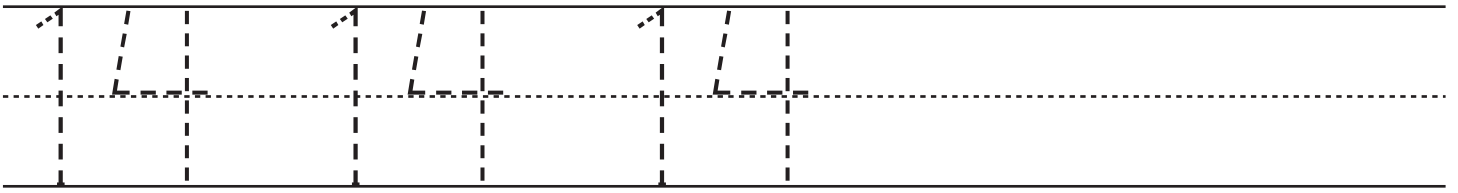
Name _____



Color the circle with 14 stars.



Write it!



Write the numbers that come before and after 14.




Color 14 stars.




Number Fifteen Worksheet

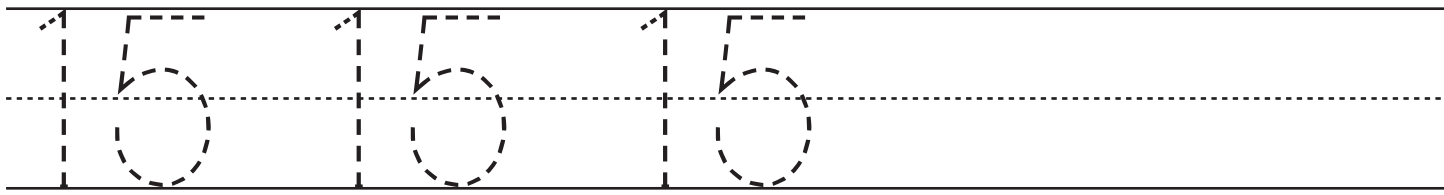
Name _____



Color the circle with 15 stars.




Write it!



Write the numbers that come before and after 15.





Color 15 stars.

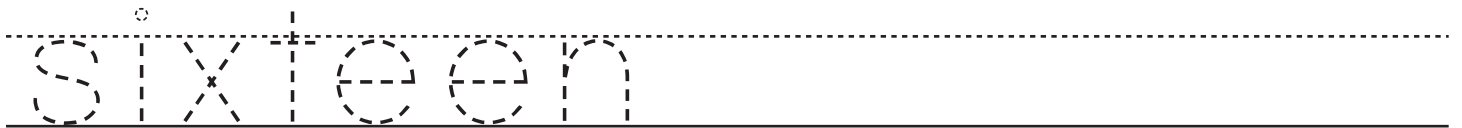
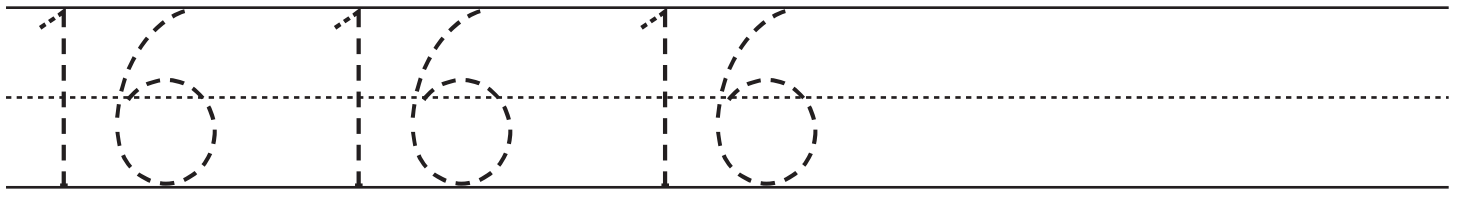


Number Sixteen Worksheet

Name _____




Write it!



Write the numbers that come before and after 16.





Color 16 stars.

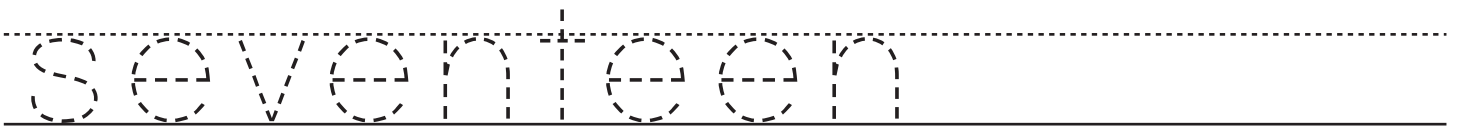
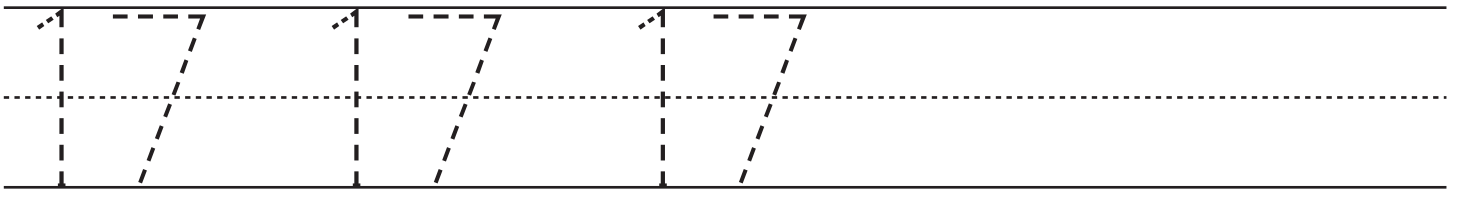


Number Seventeen Worksheet

Name _____




Write it!



Write the numbers that come before and after 17.





Color 17 stars.

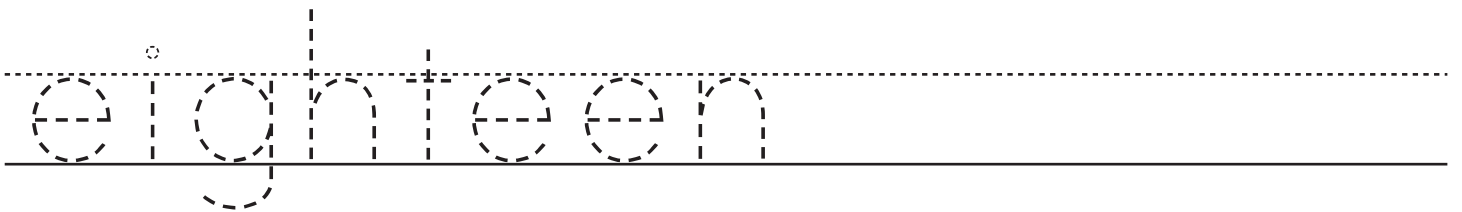
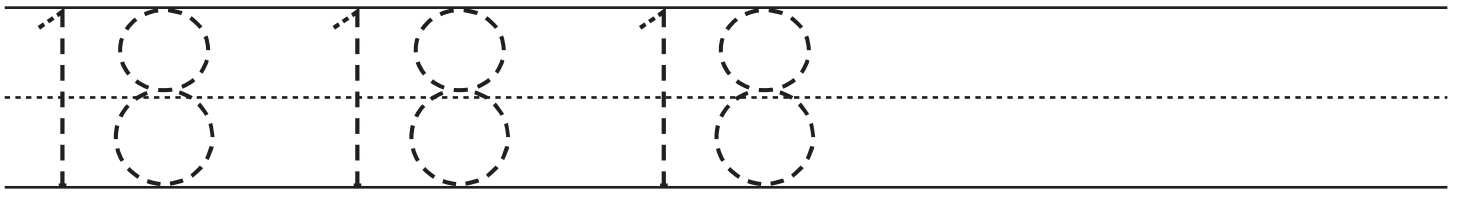


Number Eighteen Worksheet

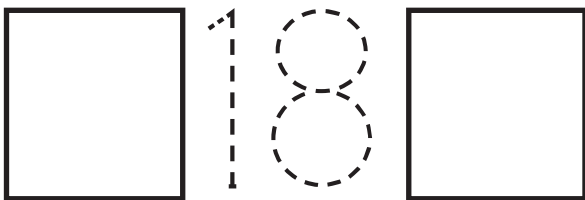
Name _____



Write it!



Write the numbers that come before and after 18.





Color 18 stars.

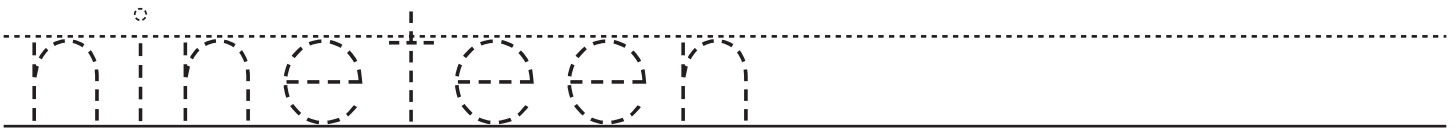
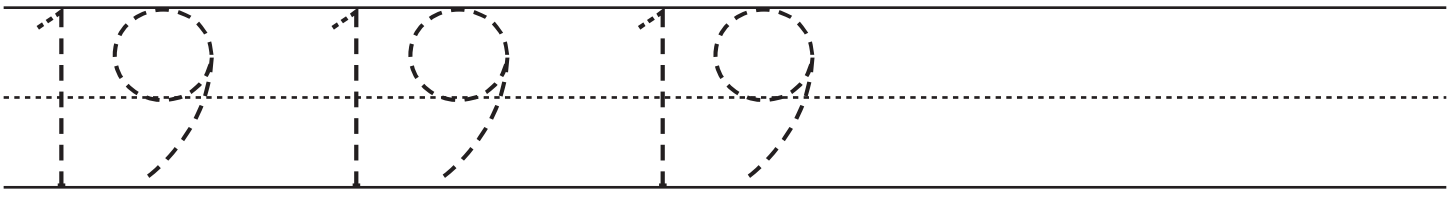


Number Nineteen Worksheet

Name _____



Write it!



Write the numbers that come before and after 19.





Color 19 stars.

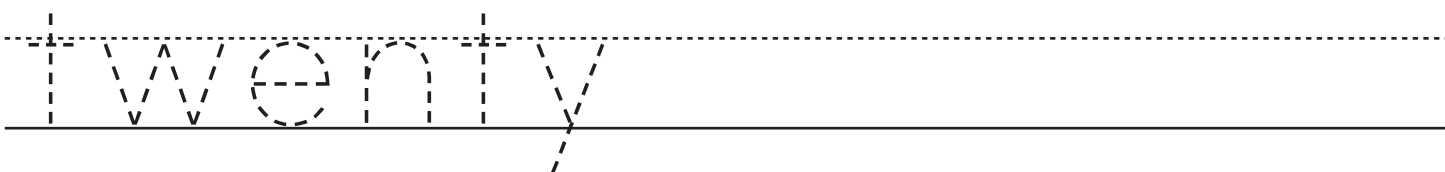
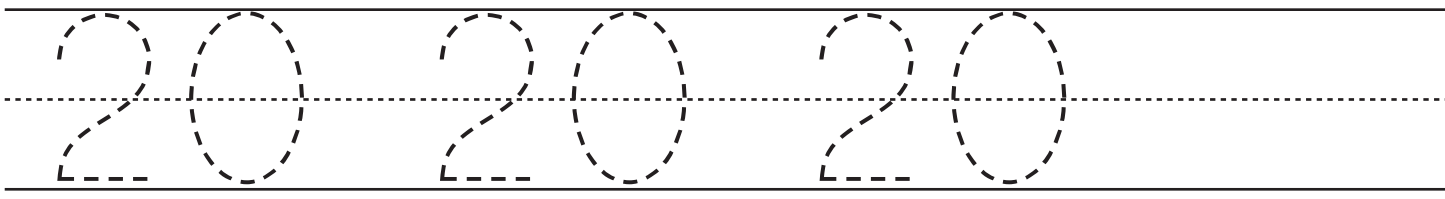


Number Twenty Worksheet


Name _____




Write it!



Write the numbers that come before and after 20.




Color 20 stars.




Number Match Worksheet

Name _____


Write the number of images in each box by picking a number from the number box.



Three cartoon ants are shown in a box. To the right is a rectangular box with a solid top line, a dashed middle line, and a solid bottom line for writing.



Two cartoon ants are shown in a box. To the right is a rectangular box with a solid top line, a dashed middle line, and a solid bottom line for writing.



Five cartoon ants are shown in a box. To the right is a rectangular box with a solid top line, a dashed middle line, and a solid bottom line for writing.

Number Box

1


2

3


4

5


6



Four cartoon ants are shown in a box. To the right is a rectangular box with a solid top line, a dashed middle line, and a solid bottom line for writing.



One cartoon ant is shown in a box. To the right is a rectangular box with a solid top line, a dashed middle line, and a solid bottom line for writing.


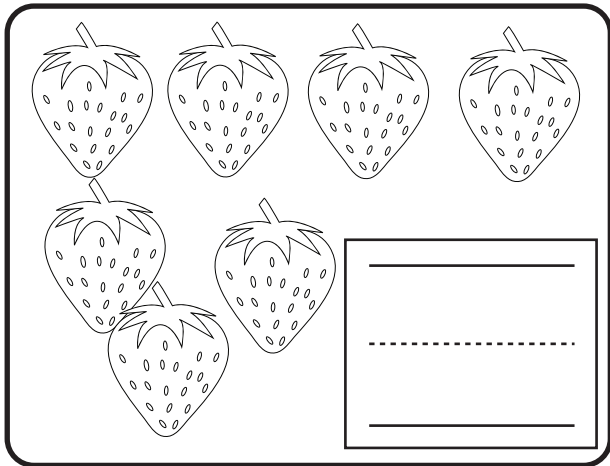



Six cartoon ants are shown in a box. To the right is a rectangular box with a solid top line, a dashed middle line, and a solid bottom line for writing.

Number Match Worksheet

Name _____

Write the number of images in each box by picking a number from the number box.



Number Box

5

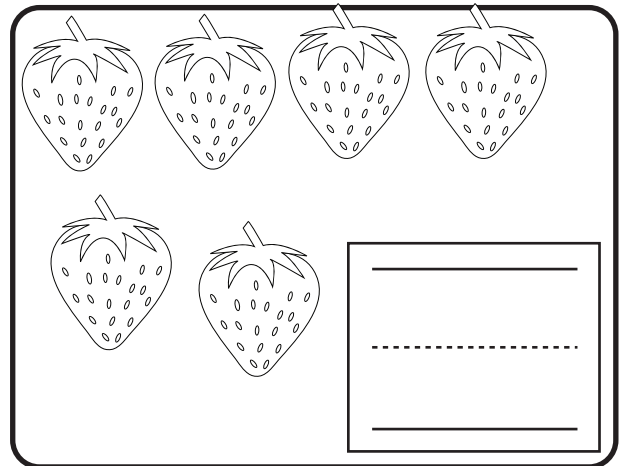

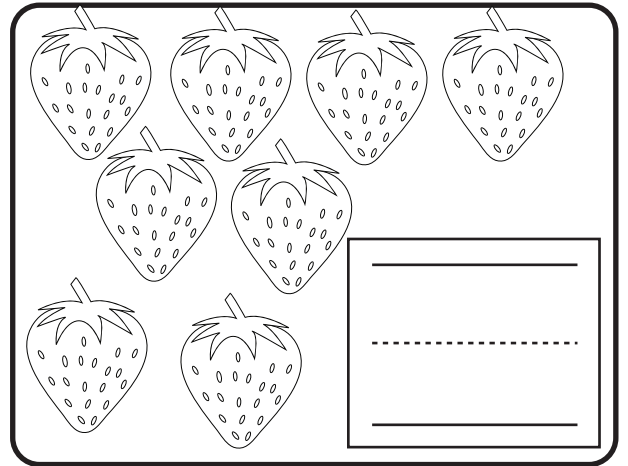
6

7

8

9

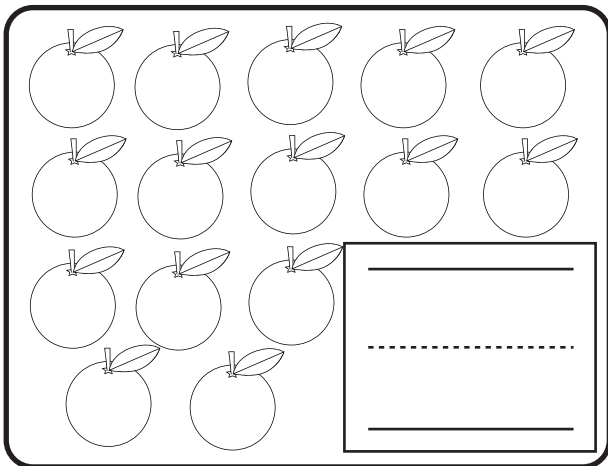
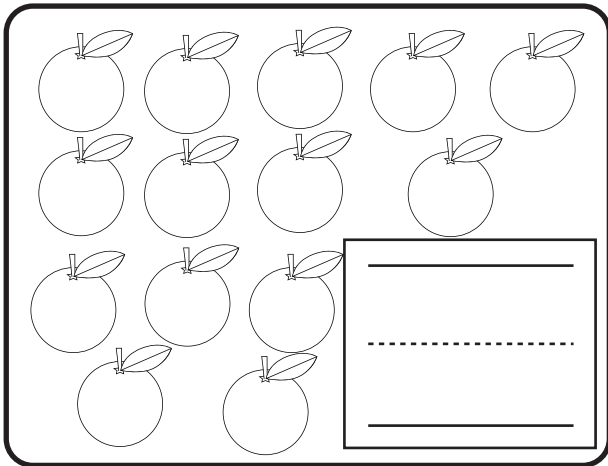
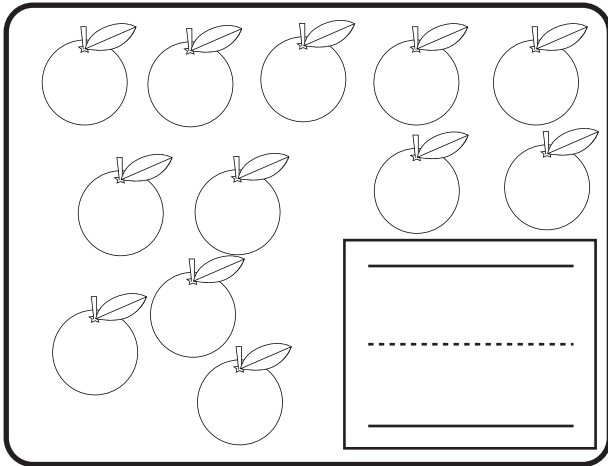
10



Number Match Worksheet

Name _____

Write the number of images in each box by picking a number from the number box.



Number Box

10

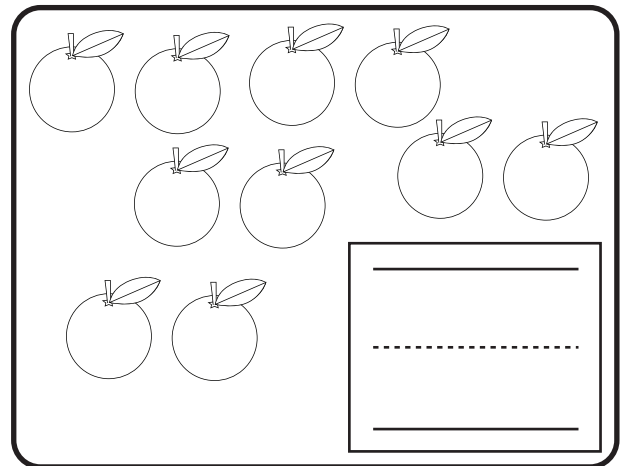

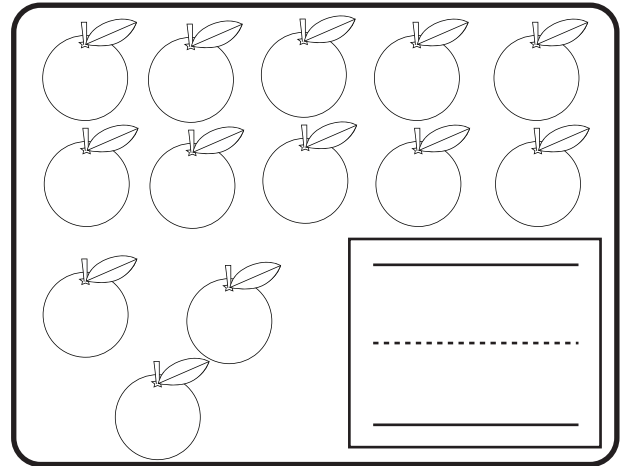
11

12

13

14




15



Number Match Worksheet

Name _____

Write the number of images in each box by picking a number from the number box.



Number Box

15

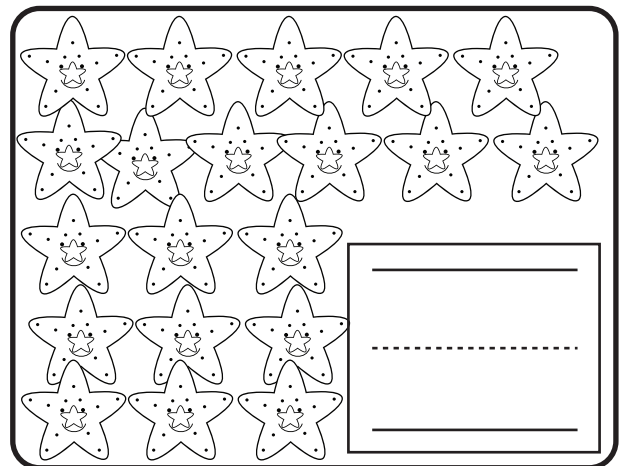


16

17

18

19

20



Missing Numbers Worksheet

Name _____

1

3

4

5

6

7

9

10

11

14

15

16

19

20



Missing Numbers Worksheet

Name _____

_____ 2 3 4 _____

_____ 7 8 _____ 10

11 12 13 _____ 15

16 17 18 _____ 20



Missing Numbers Worksheet

Name _____

1

3

5

8

9

11


13

15

16

19

20



Missing Numbers Worksheet

Name _____

1

5

6

8

11

12

15

16

17

20



Missing Numbers Worksheet

Reverse Counting

Name _____

20 _____ 17 16

15 14 13 _____

10 9 8 _____

5 _____ 2 1



Missing Numbers Worksheet

Reverse Counting

Name _____

20 19 _____ 16

15 _____ 13 12 _____

10 _____ 8 _____ 6

5 _____ 3 _____ 1



Missing Numbers Worksheet

Reverse Counting

Name _____

_____ 19 18 _____

15 _____ 13 _____ 11

_____ 9 _____ 7 _____

_____ 4 _____ _____ 1



Missing Numbers Worksheet

Reverse Counting

Name _____

20

18

16

14

12


11

10

7

5

2




Matching Numbers Worksheet

Name _____

Trace the numbers and words. Cut out the images. Match each number in the box with the cut out images by pasting it inside the box on the right.


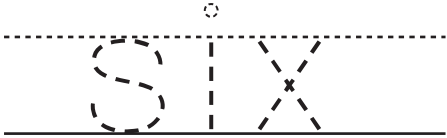



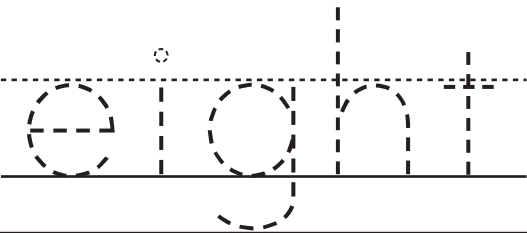


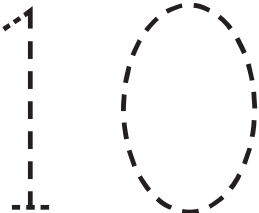

1	<hr/> <hr/> <hr/> <p>one</p> <hr/>	paste
2	<hr/> <hr/> <hr/> <p>two</p> <hr/>	paste
3	<hr/> <hr/> <hr/> <p>three</p> <hr/>	paste
4	<hr/> <hr/> <hr/> <p>four</p> <hr/>	paste
5	<hr/> <hr/> <hr/> <p>five</p> <hr/>	paste




Matching Numbers Worksheet

Name _____

Trace the numbers and words. Cut out the images. Match each number in the box with the cut out images by pasting it inside the box on the right.

		paste
		paste
		paste
		paste
		paste




Matching Numbers Worksheet

Name _____

Trace the numbers and words. Cut out the images. Match each number in the box with the cut out images by pasting it inside the box on the right.

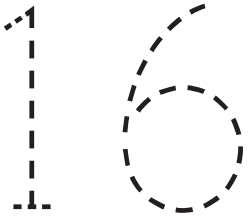
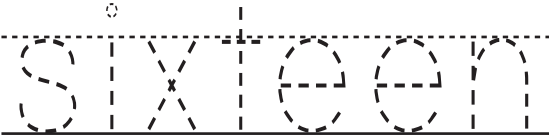
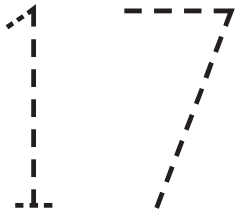

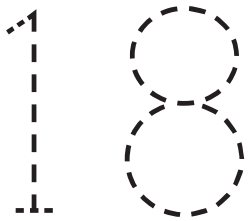
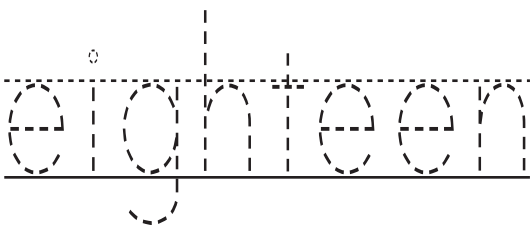
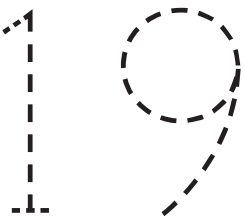

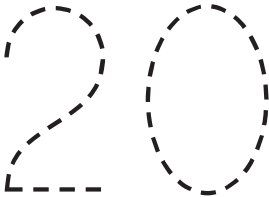
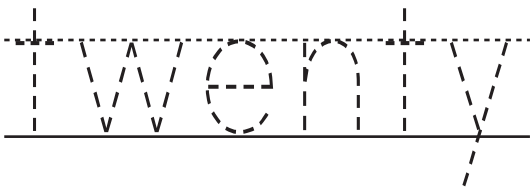
11	eleven	paste
12	twelve	paste
13	thirteen	paste
14	fourteen	paste
15	fifteen	paste




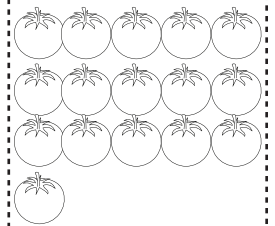



Matching Numbers Worksheet

Name _____

Trace the numbers and words. Cut out the images. Match each number in the box with the cut out images by pasting it inside the box on the right.










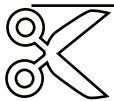


		paste
		paste
		paste
		paste
		paste



Matching Numbers Worksheet

Name _____

Trace and cut out the numbers. Match each number with the number of butterflies in each box by pasting it inside the square.

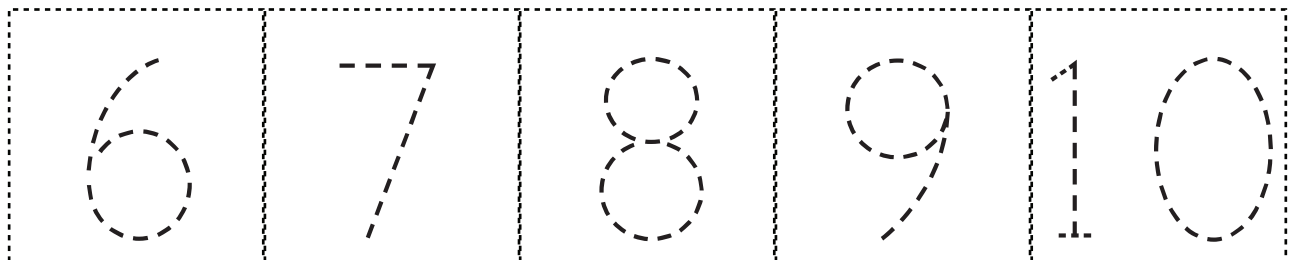
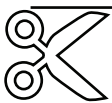

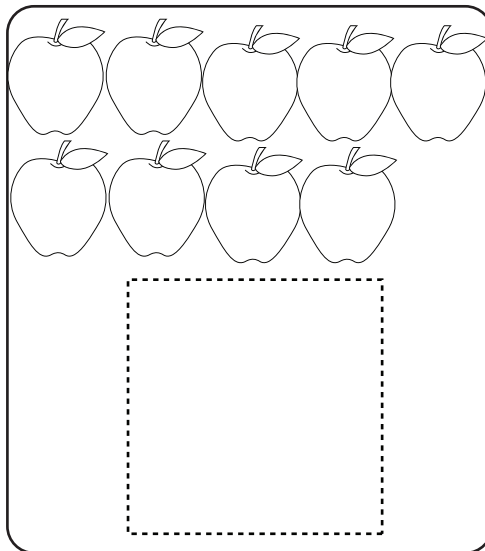
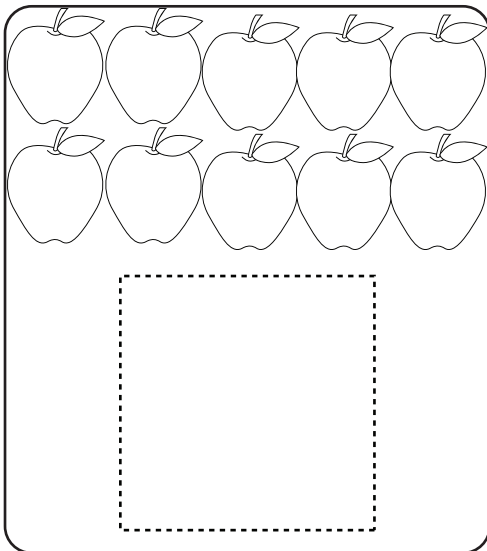
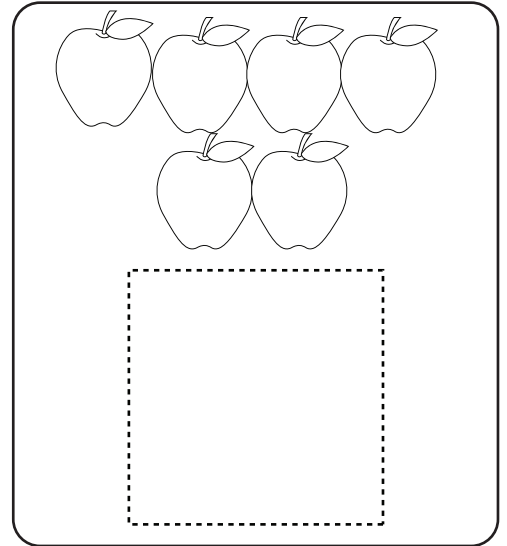
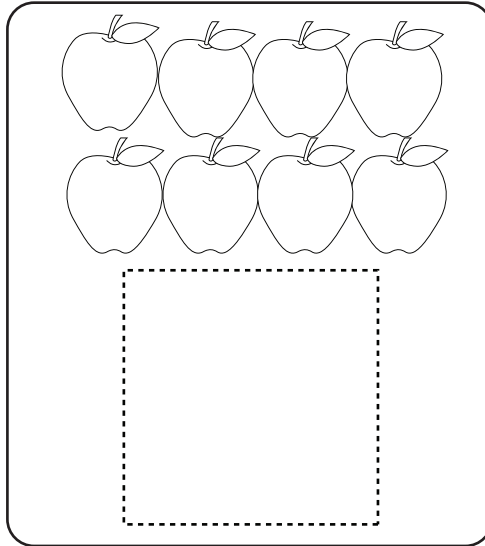
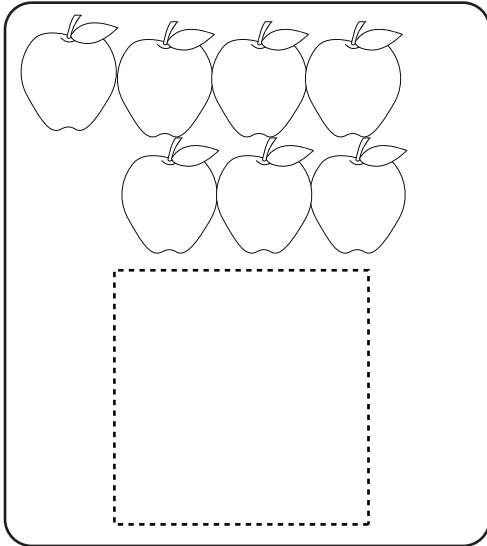







1	2	3	4	5
---	---	---	---	---

Matching Numbers Worksheet

Name _____


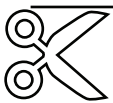

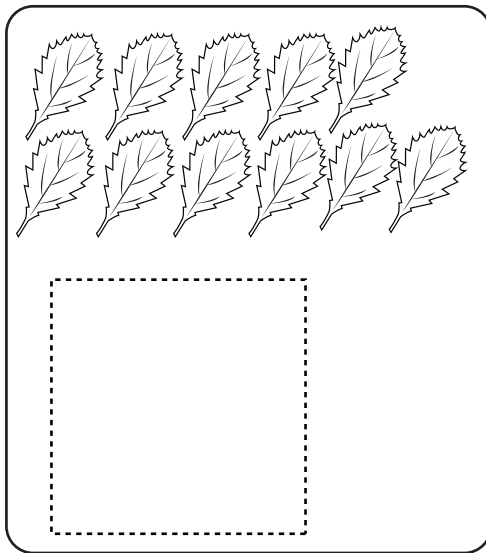
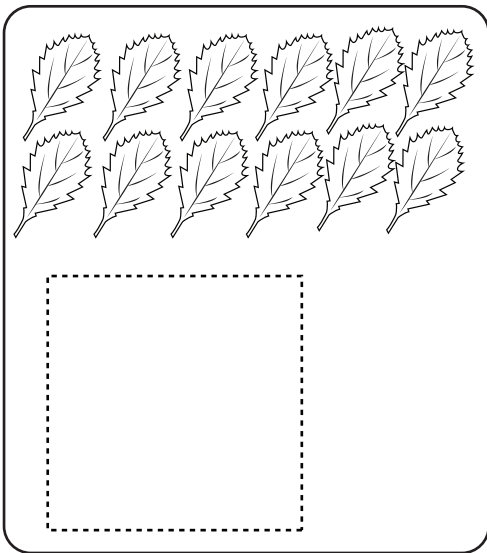


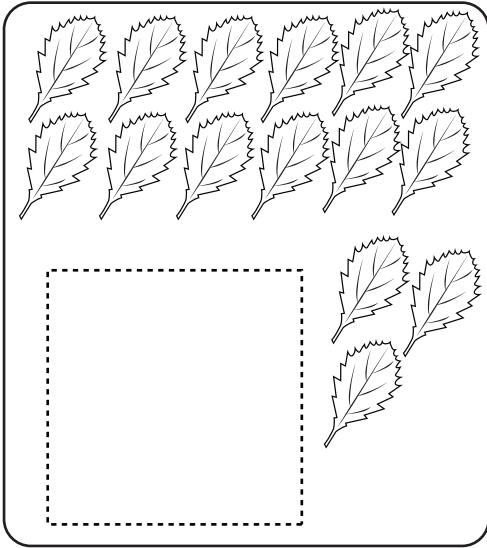
Trace and cut out the numbers. Match each number with the number of apples in each box by pasting it inside the square.



Matching Numbers Worksheet

Name _____


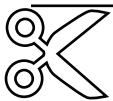
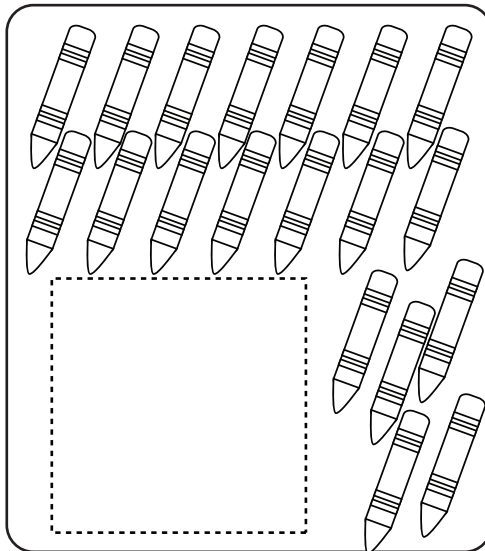
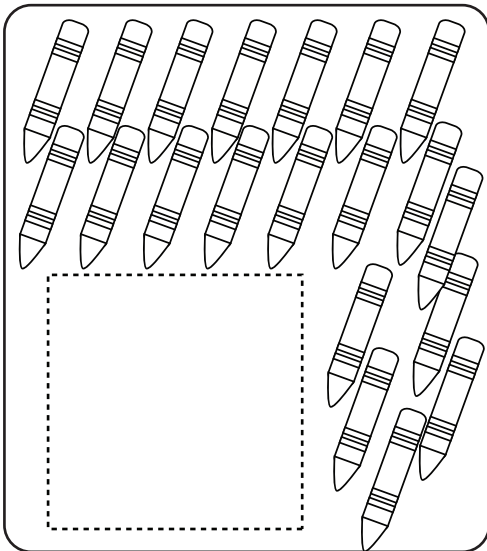
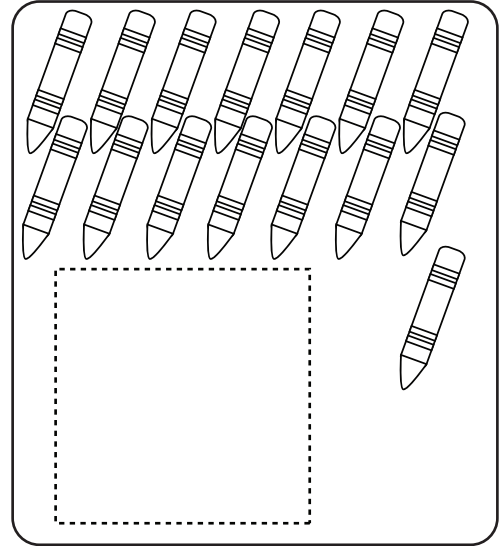
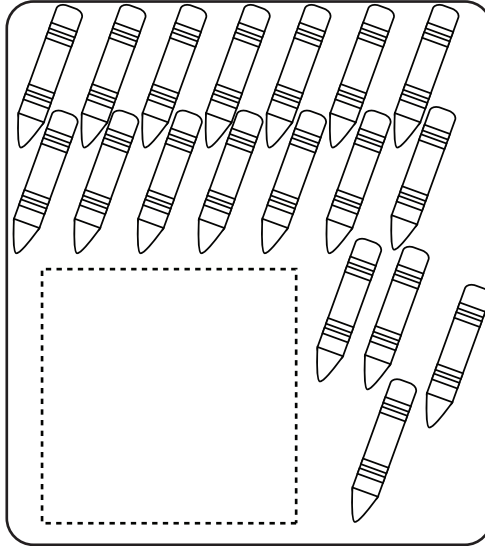
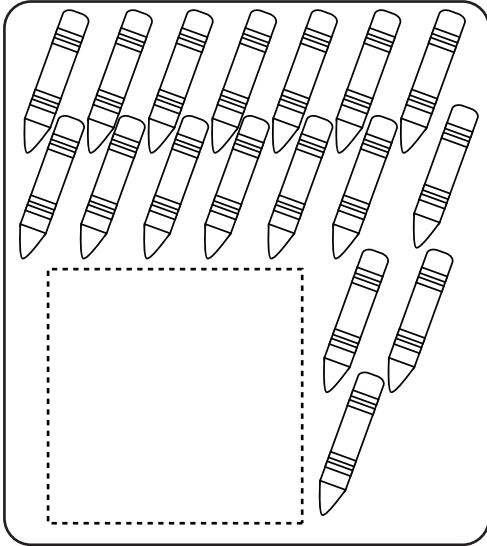
Trace and cut out the numbers. Match each number with the number of leaves in each box by pasting it inside the square.



Matching Numbers Worksheet

Name _____


Trace and cut out the numbers. Match each number with the number of crayons in each box by pasting it inside the square.





Number Practice Worksheet


Name _____


Circle the correct number of images.

	4 5 6
---	-----------------

	6 7 8
---	-----------------

	5 6 7
---	-----------------


	4 5 6
---	-----------------


	4 5 6
---	-----------------


Number Practice Worksheet


Name _____


Circle the correct number of images.

	7 8 9
---	-----------------

	10 11 12
---	--------------------

	11 12 13
---	--------------------

	9 10 11
---	-------------------

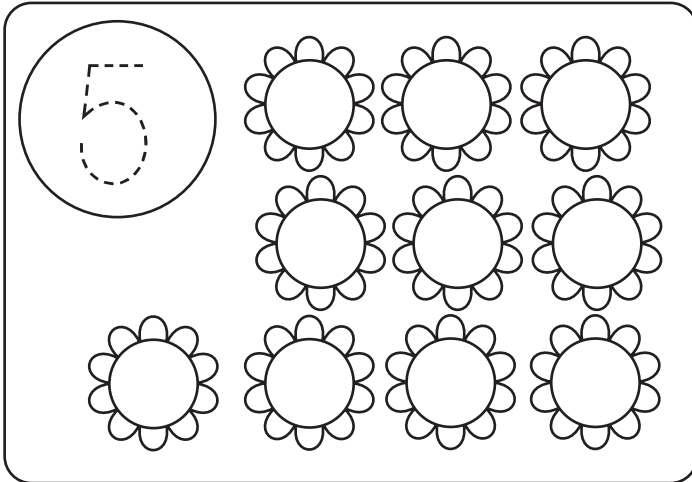
	6 7 8
---	-----------------

Number Practice Worksheet

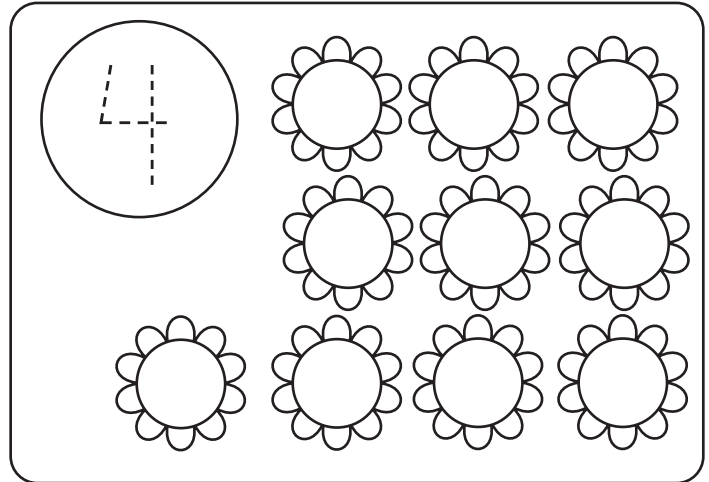
Name _____

Trace the numbers in the circles. Color the same number of images as the number in the circle for each box.

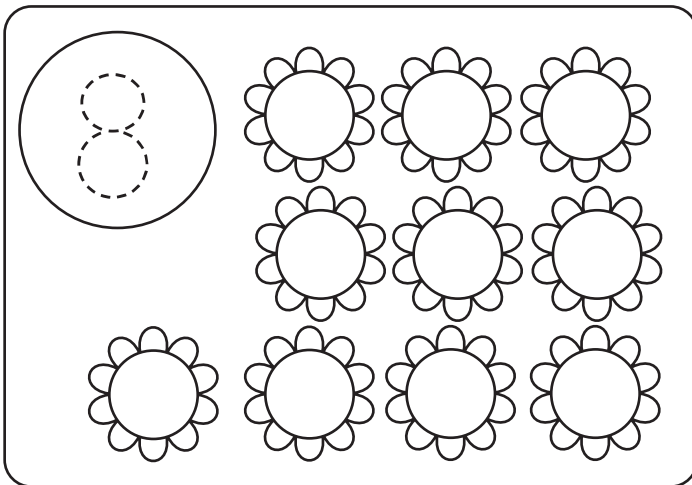
5



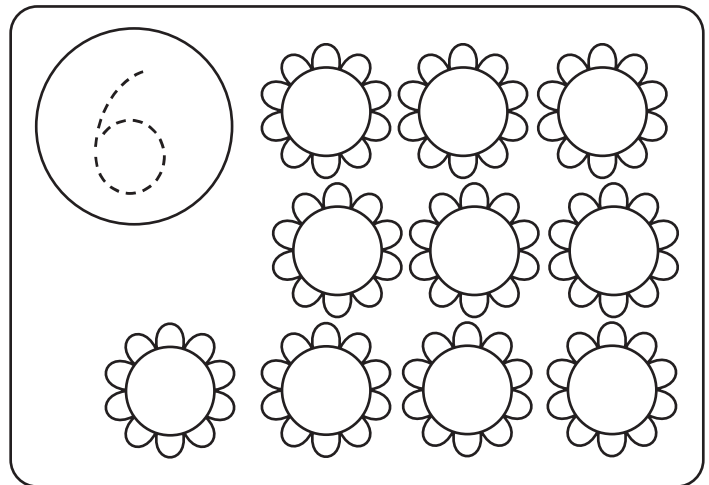
4



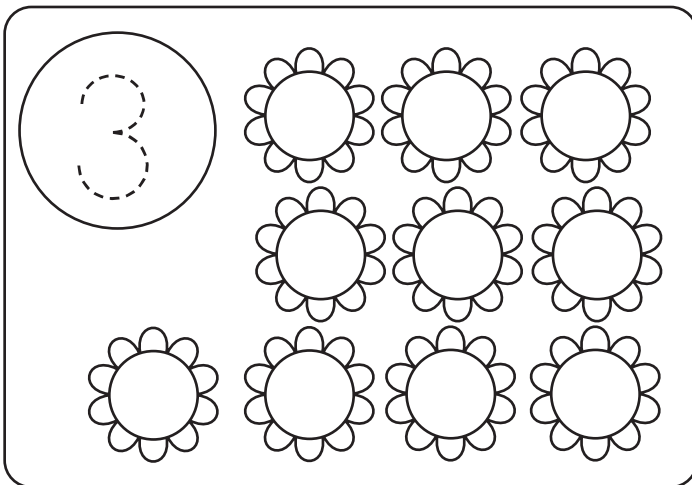
8



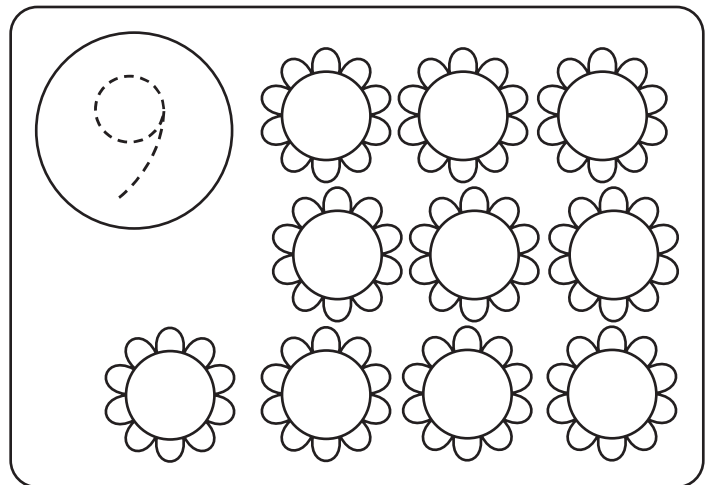
6



3



9



Number Practice Worksheet

Name _____

Trace the numbers in circles. Color the same number of images as the number in the circle for each box.

12

11

15

16

17

19

Counting Practice Worksheet

Name _____

Write the numbers in the boxes that come before and after each number in the middle.

1

10

5

13


9

16

4

19

15



Counting Practice Worksheet

Name _____

Write the numbers in the boxes that come before and after each number in the middle.

	6			11	
	13			14	
	12			7	
	2			3	
	8				



Counting Practice Worksheet

1 to 50

Name _____

Count from 1 to 50 out loud. Everytime you correctly say the number in order, you should color the smiley face.

1 2 3 4 5 6 7 8 9 10



11 12 13 14 15 16 17 18 19



20 21 22 23 24 25 26 27 28



29 30 31 32 33 34 35 36 37



38 39 40 41 42 43 44 45 46



47 48 49 50



Counting Practice Worksheet

50 to 100



Name _____

Count from 50 to 100 out loud. Everytime you correctly say the number in order, you should color the smiley face.

50 51 52 53 54 55 56 57 58
        

59 60 61 62 63 64 65 66 67
        

68 69 70 71 72 73 74 75 76
        

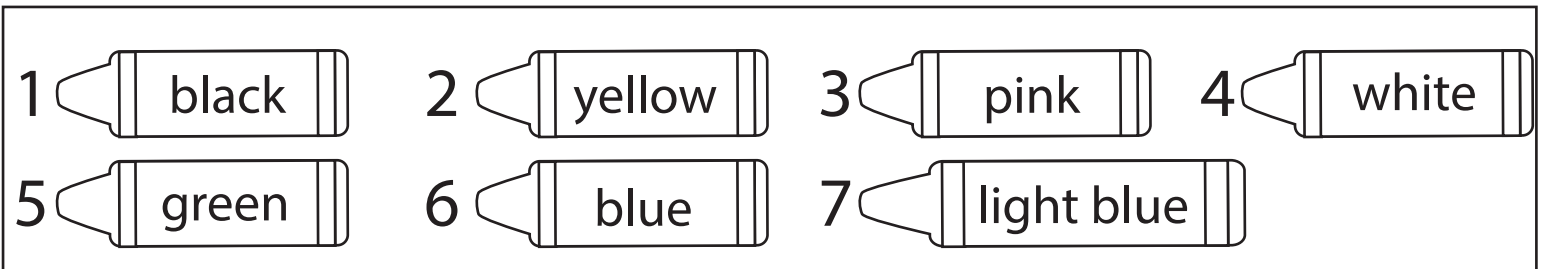

77 78 79 80 81 82 83 84 85
        

86 87 88 89 90 91 92 93 94
        

95 96 97 98 99 100
     

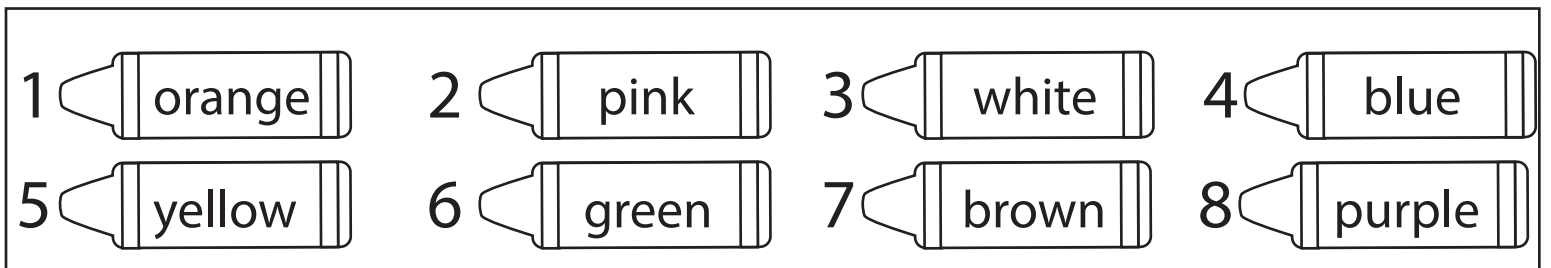

Color by Number Worksheet

Name _____



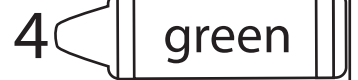

Color by Number Worksheet

Name _____




Color by Number Worksheet

Name _____



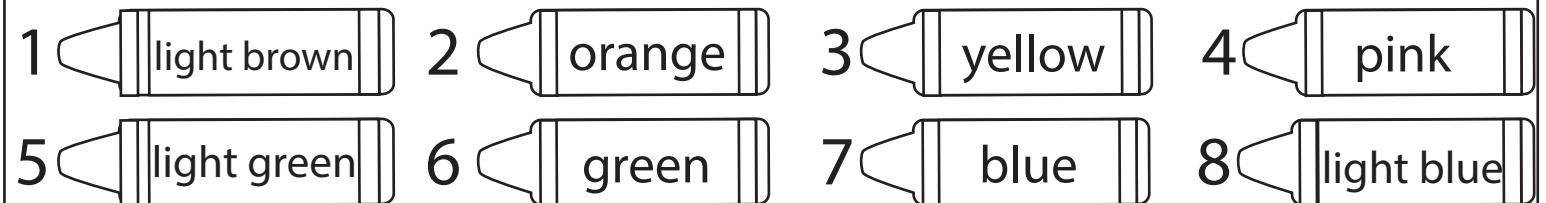

Color by Number Worksheet

Name _____




Color by Number Worksheet

Name _____



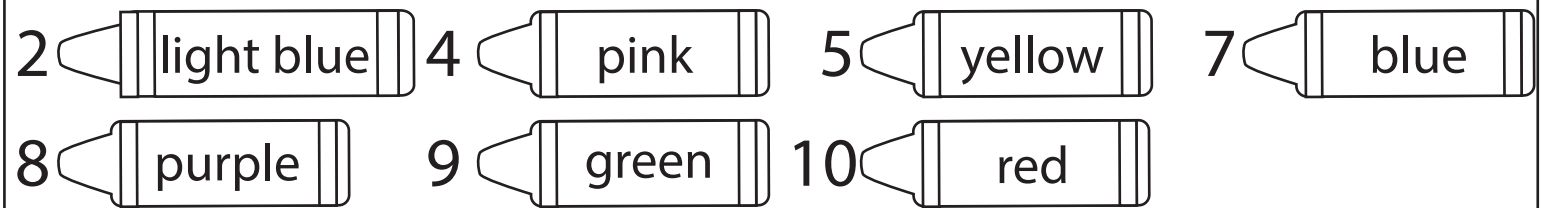

Color by Number Worksheet

Name _____



Color by Number Worksheet

Name _____



Color by Number Worksheet

Name _____

