

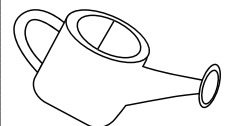



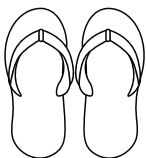
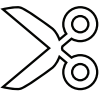

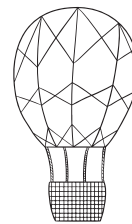
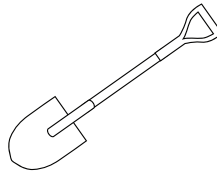


Living and NonLiving Things Worksheet

Name: _____

Cut out the images. Paste them inside the correct boxes.

Living

Nonliving




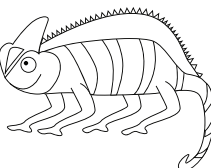





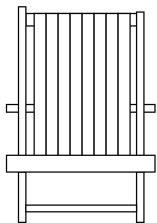
Living and NonLiving Things Worksheet

Name: _____

Cut out the images. Paste them inside the correct boxes.

Living

Nonliving



Sorting Animals - Body Coverings


Name: _____

Cut out the images. Paste them inside the correct boxes.

Animals with
Fur

Animals with
Feathers




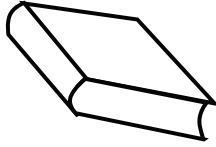

Animals with
Scales



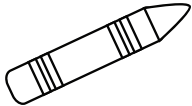




Basic Needs of Living Things






Name: _____

Circle the items that are needed for the animals in the far left box of each row. Write the items they all have in common.

 fish	 food	 water	 book	 air
---	---	--	--	--

 squirrel	 water	 crayon	 air	 food
---	--	---	---	---

 duck	 air	 food	 water	 football
---	--	---	--	---


 person	 television	 air	 food	 water
---	---	--	---	--


What basic needs do they have in common?

Basic Needs of Living Things

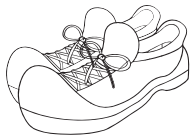
Name: _____

What do trees need? Cut out the images. Paste them inside the correct boxes.


Need		Not a Need




air



shoes




water




car



soil



bread



sunlight




Life Cycle of Plants


Pumpkins

Name: _____


The images show the different stages in the life cycle of a pumpkin.
Number the images in the correct order.




stage




stage




stage



stage



stage




stage

Life Cycle of Plants


Apple Tree

Name: _____


The images show the different stages in the life cycle of an apple tree.
Number the images in the correct order.




stage



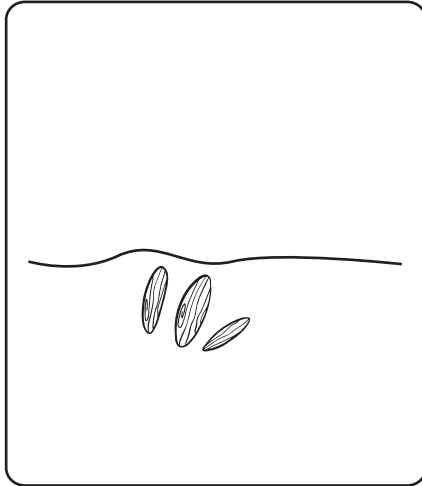
stage




stage



stage



stage



stage

Life Cycle of a Butterfly

Name: _____





1

2

Cut and paste
the images
inside the
correct boxes.


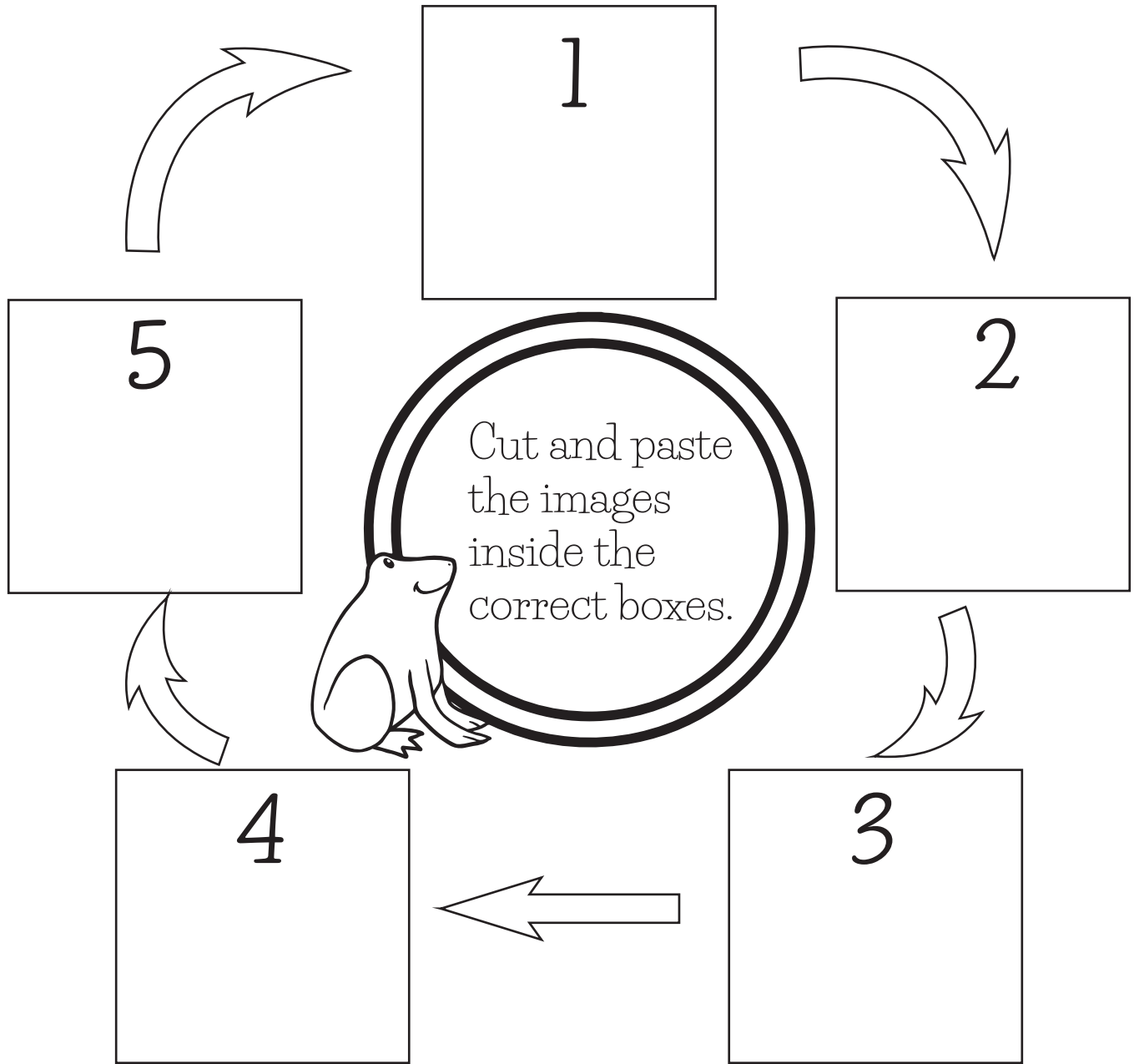
4

3



Life Cycle of a Frog


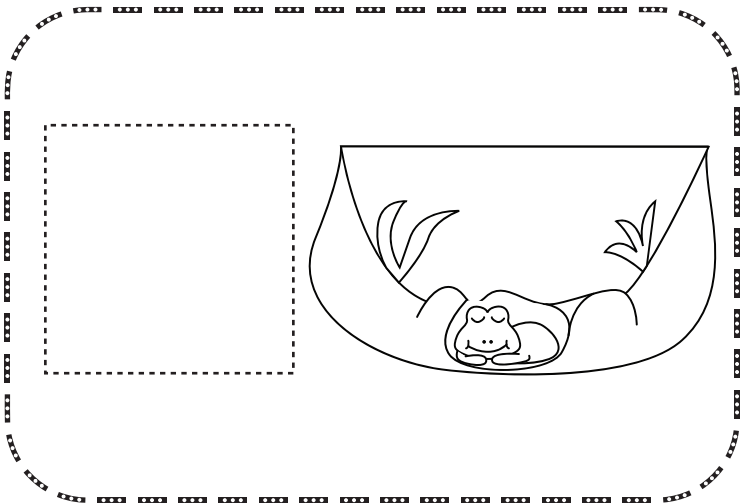
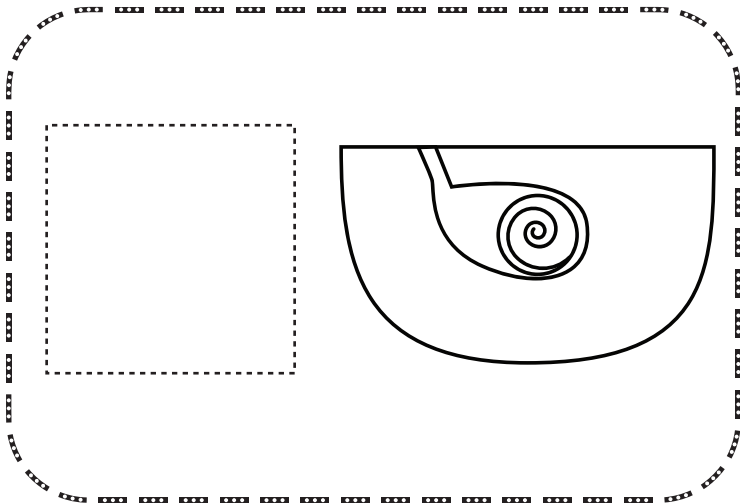

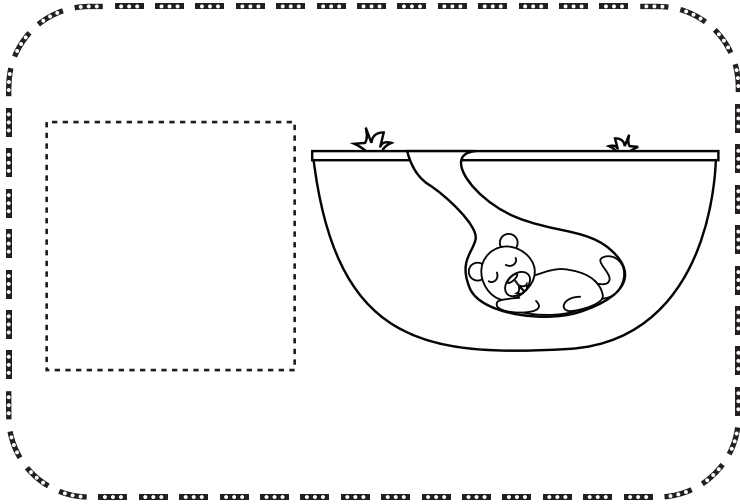
Name: _____




Hibernating Animals

Name: _____

Cut and paste the images in the correct places.




bear



frog



groundhog



snail





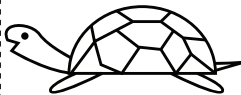






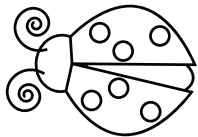
Hibernating Animals

Name: _____

Cut out the images. Paste them inside the correct boxes.

Hibernate

Do Not Hibernate



Four Seasons

Name: _____


Color the trees. Cut and paste the trees inside the correct boxes.

spring

fall

summer





winter



Four Seasons

Name: _____

Color the images. Cut and paste the images inside the correct boxes.



Four Seasons

Name: _____

Trace the words. Cut and paste the seasons below the correct images.











spring

summer

fall


winter

Seasons

Summer and Winter

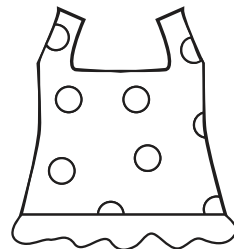
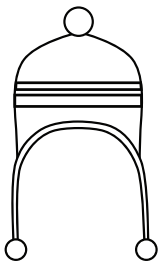
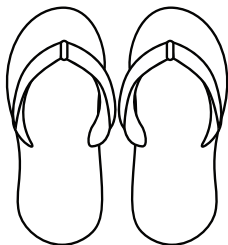

Name: _____

Cut and paste the images in the correct boxes.



summer

winter









Animal Classification

Name: _____

Cut out the images. Paste them inside the correct boxes.

Animals That **Can** Fly

Animals That **Cannot** Fly



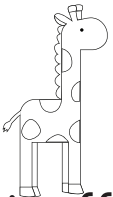
Animal Classification

Name: _____


Cut out the images. Paste them inside the correct boxes.

Live on the Farm


Live at the Zoo



giraffe




sheep




tiger



chicken




elephant




cow




panda



goat



lion



pig


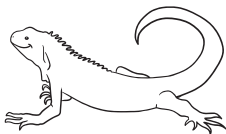





Animal Classification

Name: _____

Cut out the images. Paste them inside the correct boxes.

Live in the Ocean

Live on Land




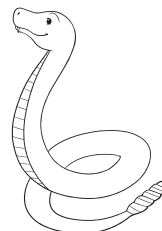


Animal Classification

Name: _____

Cut out the images. Paste them inside the correct boxes.

Live in the Desert

Live in the Forest



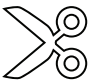







Animal Classification

Name: _____

Which animals lay eggs? Cut out the images. Paste them inside the correct boxes.

Lay Eggs

Do Not Lay Eggs


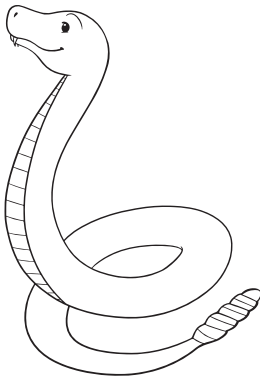







Animal Classification

Name: _____

Animals that Slither

Circle the animals that slide on the ground when they move.

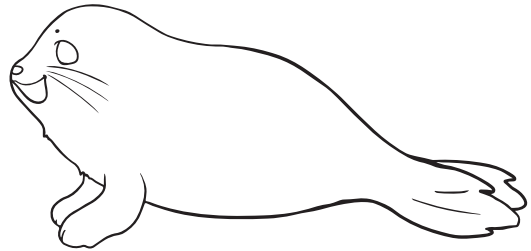



Animal Classification

Name: _____

Trace the names of these Arctic animals. Cut and paste them below the matching images.

Arctic Animals



arctic fox

polar bear



harp seal

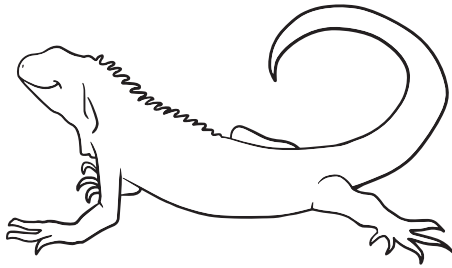


penguin

Animal Classification

Name: _____

Trace the names of these rainforest animals. Cut and paste them below the matching images.

Rainforest Animals



lemur

jaguar

toucan

iguana





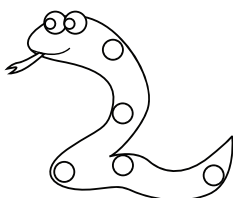

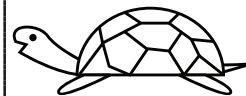



Insects

Name: _____

Cut out the images. Paste them inside the correct boxes.

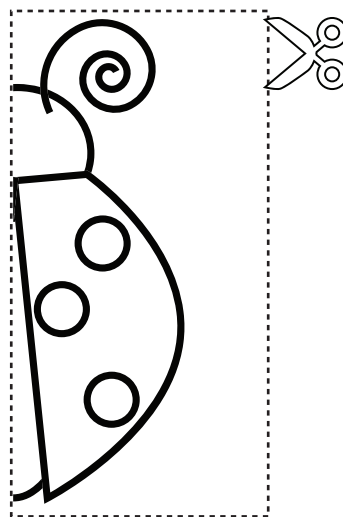

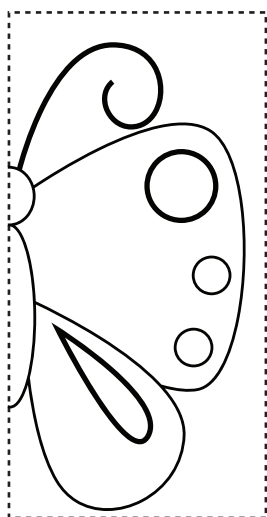


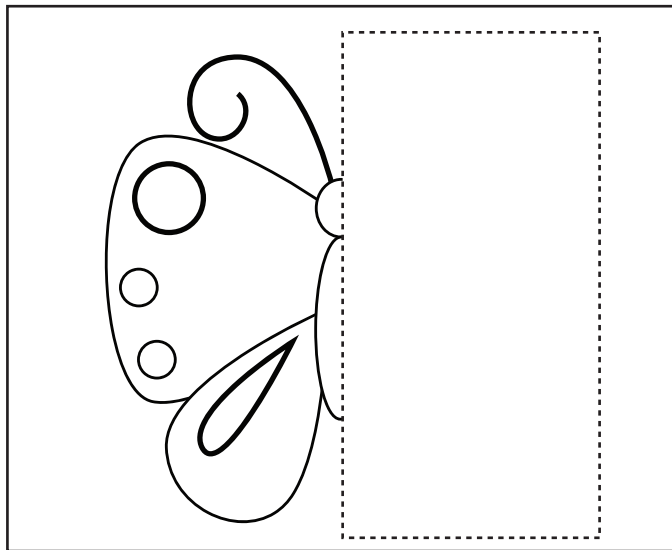
Insect

Not an Insect



Insect Cut and Paste

Name: _____



Sorting Insects

Name: _____





Each row describes a type of insect. Cut out the insects and paste them next to the matching descriptions.

I have beautiful wings.
I feed on the nectar of flowers.

I buzz around flowers.
I can make honey.

I can fly. I have dots on my
body.

I can jump really high.
I eat plants.




Insect Classification


Name: _____

Insects That Can Fly


Circle the insects that can fly.




butterfly




dragonfly




grasshopper



firefly



ant




praying mantis

Parts of a Flower

Name: _____

Cut out the words at the bottom and paste them in the correct boxes to identify parts of a flower:



stem

flower

leaf


roots



Parts of a Tree

Name: _____

Cut out the words at the bottom and paste them in the correct boxes to identify parts of a tree.



branch

roots

leaves

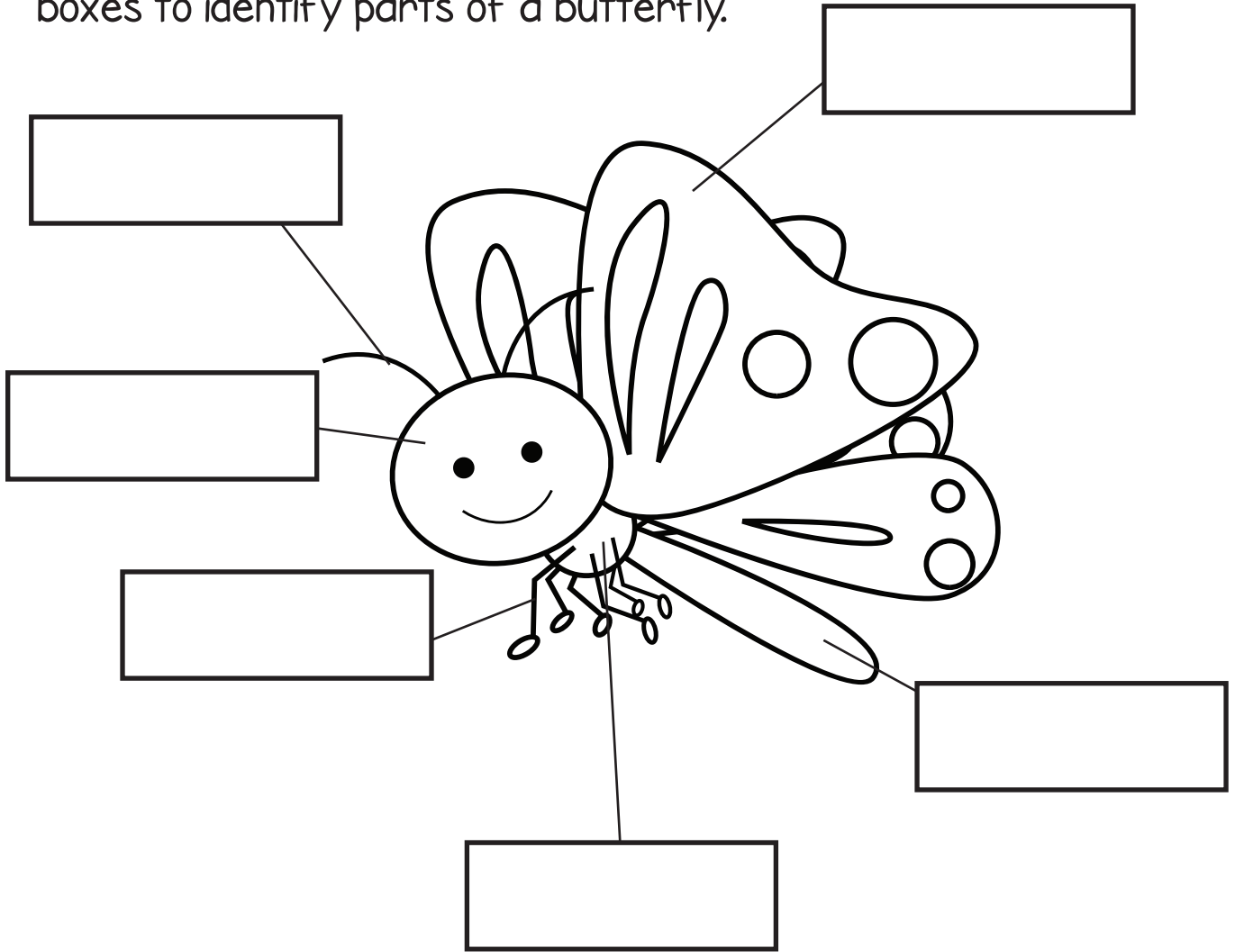
trunk



Parts of a Butterfly

Name: _____

Cut out the words at the bottom and paste them in the correct boxes to identify parts of a butterfly.



head

leg

thorax



wing


abdomen

antenna

Parts of a Fish

Name: _____

Cut out the words at the bottom and paste them in the correct boxes to identify parts of a fish.



head

fin

gill

body

scales

mouth

tail

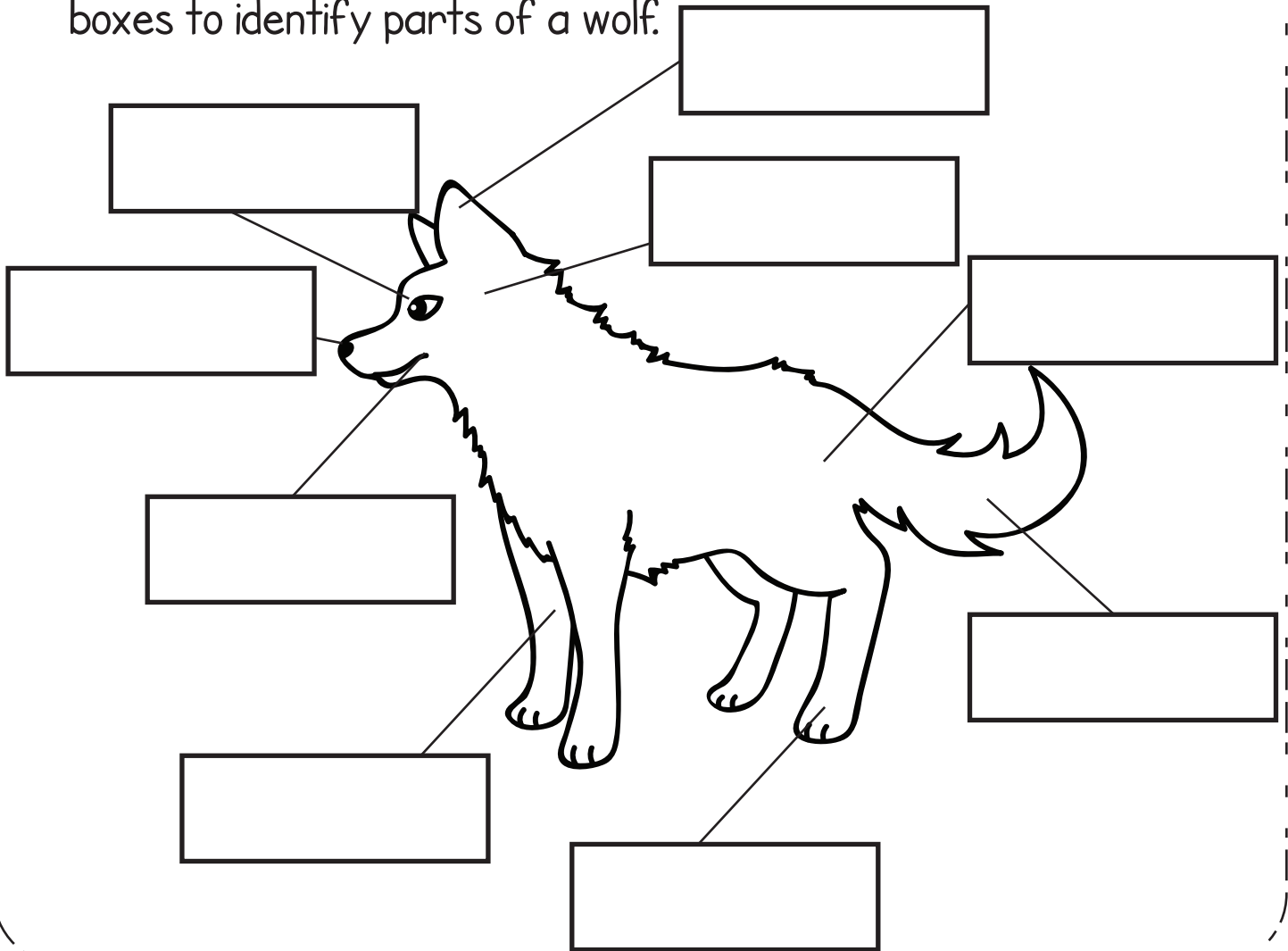
eye



Parts of a Wolf

Name: _____

Cut out the words at the bottom and paste them in the correct boxes to identify parts of a wolf.




head	nose	paw	body
ear	mouth	tail	eye
leg			



Parts of a Bird

Name: _____

Cut out the words at the bottom and paste them in the correct boxes to identify parts of a bird.



head	wing	beak	body
feathers	eye	tail	claws
leg			




Human Body Parts

Page 1

Name: _____

Cut out the words on the next page. Paste them in the correct boxes to identify parts of the human body.



Human Body Parts

Page 2

Name: _____

Cut out the words. Paste them in the correct boxes on the previous page to identify parts of the human body.

head	neck	hip	hand
fingers	eye	knee	ankle
leg	nose	shoulder	arm
foot	toes	mouth	ear
wrist	elbow	hair	




Number of Body Parts


Name: _____

How many of each body part do you have? Write how many of each body part you have in the boxes. Cut out the images and paste them next to the matching sentences.


I have eyes.



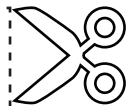

I have nose.



I have ears.



I have mouth.




Five Senses - Sight

Name: _____

What Can You See?

Draw something you can see around you.

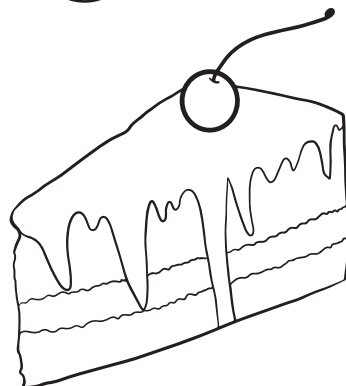






Five Senses - Smell

Name: _____

What Can You Smell?

Color the things you can smell.




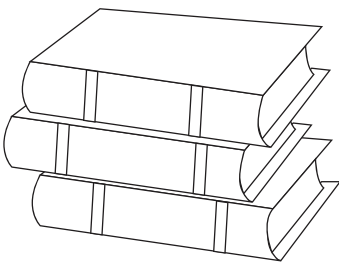



Five Senses - Taste

Name: _____

What Can You Taste?

Color the things you can taste.






Five Senses - Hearing

Name: _____

What Can You Hear?

Color the objects you can hear.






Five Senses - Touch

Name: _____

What Can You Touch?

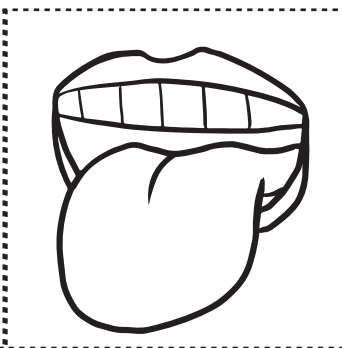
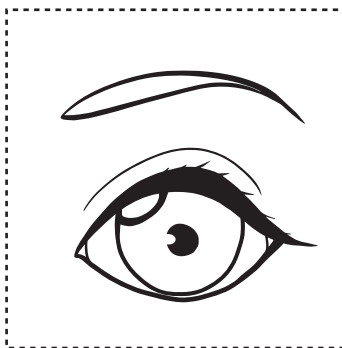
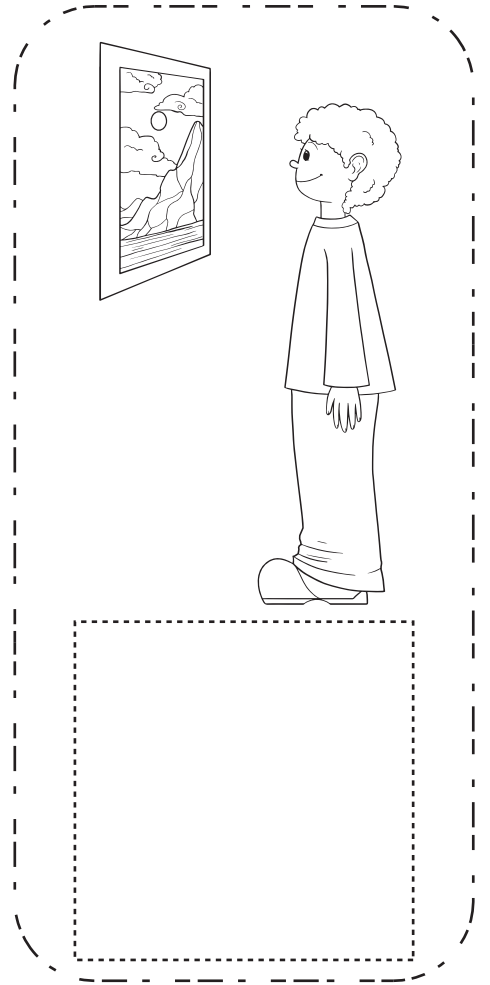


Color the objects you can touch.



Five Senses

Name: _____

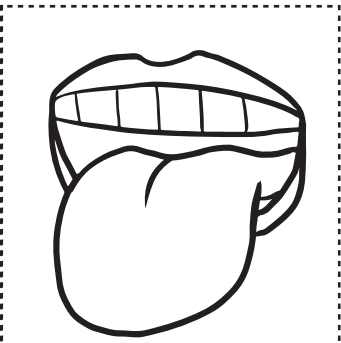
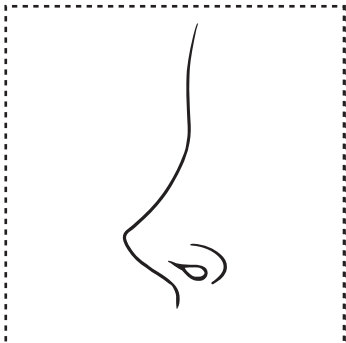



The person in each picture is using a body part to do something. Cut out the body parts at the bottom. Paste the body parts underneath the pictures that match the part of the body each person is using.



Five Senses

Name: _____





The person in each picture is using a body part to do something. Cut out the body parts at the bottom. Paste the body parts underneath the pictures that match the part of the body each person is using.



Weather

Name: _____

Trace the words. Cut and paste each word underneath the correct type of weather.




cloudy	sunny
rainy	snowy



Weather


Name: _____

What is the weather today?



It is **sunny!**

Circle the images that match the sunny weather.



Weather

Name: _____

What is the weather today?



It is **rainy!**

Circle the images that match the rainy weather.





Weather

Name: _____

What is the weather today?

It is **snowy!**

Circle the images that match the snowy weather.



Weather




Name: _____

What is the weather today?



It is cloudy!

Circle the images that match the cloudy weather.





Weather

Name: _____

What is the weather today?

It is **windy!**

Circle the images that match the windy weather.



Weather

Name: _____

What is the weather in your area?

Let's draw the weather!

It is _____

_____.


Sources of Water


Name: _____


Match the words from the word bank with the pictures. Write the correct word below each image.

Word Bank:

ocean pond lake stream











Animal Babies Worksheet

Name: _____



Trace the words. Cut out the words and pictures of babies at the bottom. Match each baby with their parent and paste them and the words in the correct boxes. Color the pictures.





frog



dog



sheep



puppy

lamb

tadpole





Animal Babies Worksheet

Name: _____

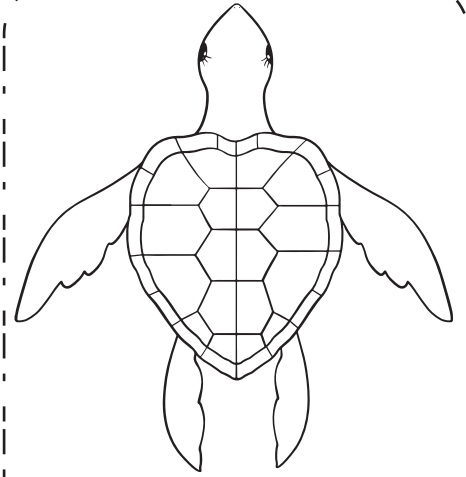

Trace the words. Cut out the words and pictures of babies at the bottom. Match each baby with their parent and paste them and the words in the correct boxes. Color the pictures.





cat



lion



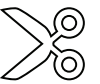
turtle



hatchling

cub


kitten


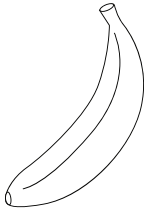



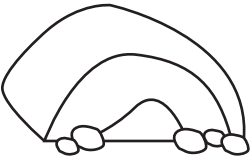
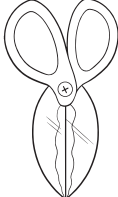
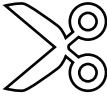


Basic Needs of Living Things

Name: _____

What do monkeys need? Cut and paste the images inside the correct boxes.

Need		No Need

 sunlight	 food	 water	 clothes	 air
 shelter	 scissors			



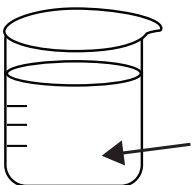
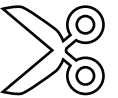

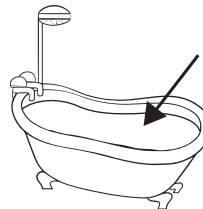


Solid or Liquid?

Name: _____

Cut and paste the images inside the correct boxes.

Solid

Liquid



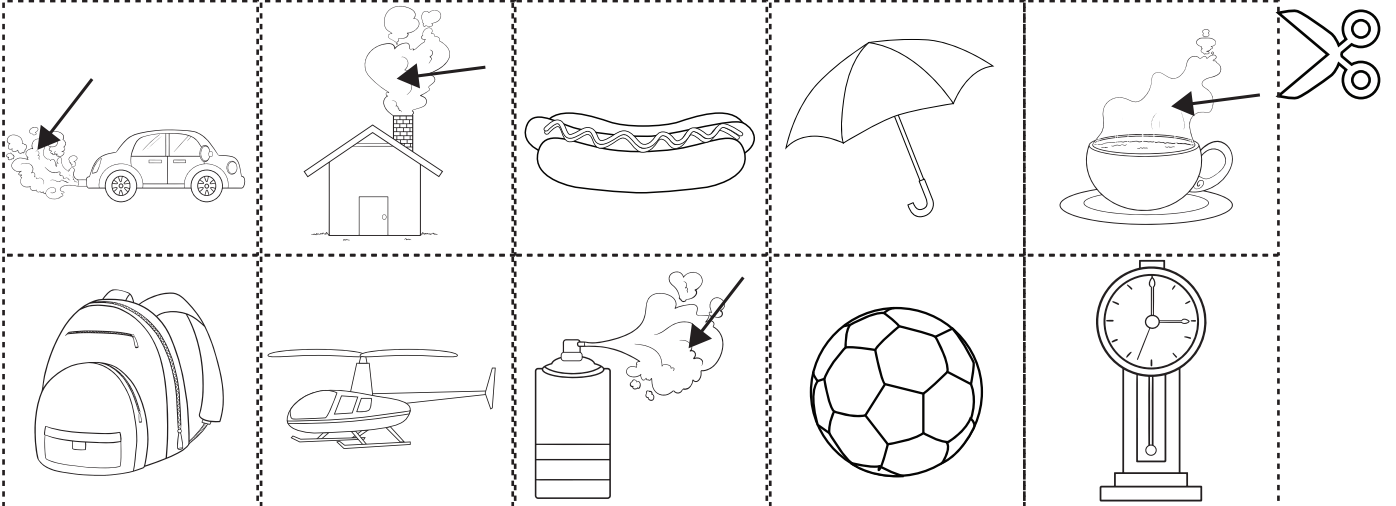
Solid or Gas?

Name: _____

Cut and paste the images inside the correct boxes.

Solid

Gas



Push or Pull?

Name: _____

Cut and paste the images inside the correct boxes.

Push

Pull

