


# Responsible Citizens

Name \_\_\_\_\_

Cut and paste the characteristics in the correct boxes.

Responsible Citizen		Not a Responsible Citizen

follow rules	not telling the truth
not cleaning up	be respectful
recycle	take turns
yelling at friends	litter



# Days of the Week

Name \_\_\_\_\_

Trace and write the days of the week.

Sunday

Monday

Tuesday

Wednesday

Thursday

Friday

Saturday

# Days of the Week



Name \_\_\_\_\_

Trace, cut, and paste the days of the week in the correct order.

Beginning of the Week



Tuesday

Thursday

Monday

Friday

Wednesday

Sunday

Saturday

# Days of the Week

Name \_\_\_\_\_

Trace and write the correct days of the week for each column.

Yesterday	Today	Tomorrow
	Monday	Tuesday
Monday	Tuesday	
	Wednesday	
	Thursday	
		Saturday

# Months of the Year

Name \_\_\_\_\_

Trace and write the months of the year:

January

January

--	--	--	--	--	--	--	--	--

February

February

--	--	--	--	--	--	--	--	--	--

March

March

--	--	--	--	--	--

April

April

--	--	--	--	--	--

May

May

--	--	--	--

June

June

--	--	--	--	--

July

July

--	--	--	--	--

August

August

--	--	--	--	--	--	--

September

September

--	--	--	--	--	--	--	--	--	--

October

October

--	--	--	--	--	--	--	--	--

November

November

--	--	--	--	--	--	--	--	--	--

December

December

--	--	--	--	--	--	--	--	--	--



# Months of the Year

Name \_\_\_\_\_

Trace, cut, and paste the months of the year in the correct order.

Start of the Year

paste

paste

paste

paste

paste

paste

paste

paste

paste

paste

paste

paste



March

January

June

April

August

February

October

May

July

December

September

November

# Following the Rules



Name \_\_\_\_\_

## What is a Rule?

A rule is there to help you and others stay safe and healthy.

## Rules for Different Places

Write "H" for rules at home, "S" for school, and "C" for community.

clean up my room

don't climb up the slides

raise my hand to ask questions

Let's write some rules that you may have at home or at school.

## Rules at Home

## Rules at School

# Following the Laws



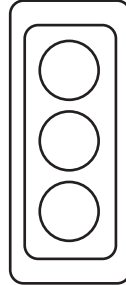
Name \_\_\_\_\_

## What are Laws?

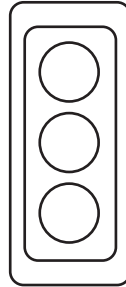

Laws are a set of rules that everyone in the community has to follow.

## Traffic Light


Color the correct light for each picture.



Cars need to stop!




Cars can go!



Let's write some laws that you know.

## Laws




# Rules and Laws

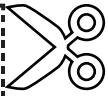
Name \_\_\_\_\_

Cut and paste rules and laws in the correct boxes.

Rules	Laws



brush your teeth	no stealing
follow traffic lights	clean up your room
do not litter	share your toys
making your bed	stop at a stop sign



# Rights and Responsibilities



Name \_\_\_\_\_

What is a right?

A right is something everyone has and deserves.

What is a responsibility?

A responsibility is something that people are expected to do.

Cut the rights and responsibilities and paste them inside the correct boxes.

Rights

Responsibilities



to keep my desk clean

to go to school

to express my feelings

to feel safe

to not be late to school

to do my homework


to be respectful

to eat healthy food

# Citizenship and Government

## The American Flag

Name \_\_\_\_\_




Directions:

1. Color the flag.
2. What is the shape of this flag? Color the correct shape.



circle



square



rectangle

3. Count the number of stripes. How many red and white stripes are there?

I see \_\_\_\_\_ red stripes and \_\_\_\_\_ white stripes.

4. There are \_\_\_\_\_ stripes in total and they represent the first 13 colonies.

5. There are \_\_\_\_\_ stars in total and they represent the 50 states.

# Citizenship and Government

## American Symbols

Name \_\_\_\_\_

Cut and paste the famous American symbol that matches the description and trace the name of each symbol.

1. She was a gift from France for America's 100th birthday. She is made of copper and was placed in New York.




Statue of Liberty

2. This animal is America's national bird. It symbolizes strength and freedom.

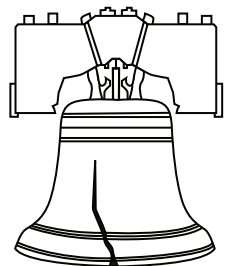


bald eagle

3. It symbolizes freedom in the United States of America. It is located in Philadelphia, Pennsylvania.



Liberty Bell



# Citizenship and Government

## American Symbols

Name \_\_\_\_\_

Cut and paste the famous American symbol that matches the description and trace the name of each symbol.

1. It was built to honor the first president of the United States of America.



Washington Monument

2. It is located in Washington, D.C. The president of the United States of America lives here.

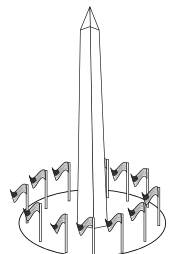
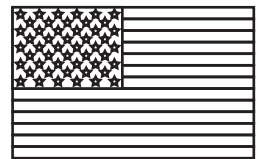


White House

3. It has 50 stars and 13 stripes. It was created on June 14, 1777.



American flag





# Spatial Awareness



Name \_\_\_\_\_

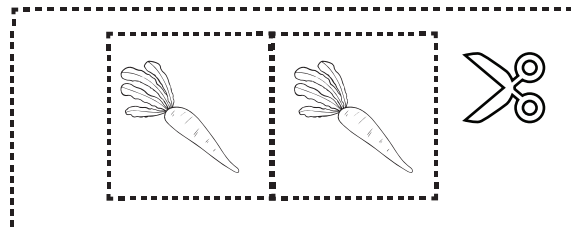
near or far

Where is the cat in relation to the girl? Write "near" or "far" for each picture.



Cut and paste each carrot in the correct location in relation to the bunny.

near	far
	





# Spatial Awareness

Name \_\_\_\_\_

left or right

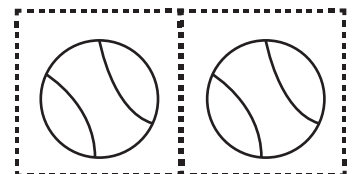

Where is the horse in relation to the girl? Write "left" or "right" for each picture.



Cut and paste each ball in the correct location in relation to the puppy.

left

right





# Spatial Awareness

Name \_\_\_\_\_

## behind or in front

Where is the pig in relation to the fence? Write "behind" or "in front" for each picture.




Cut and paste each butterfly in the correct location in relation to the dog.

behind



in front





# Spatial Awareness

Name \_\_\_\_\_

over or under


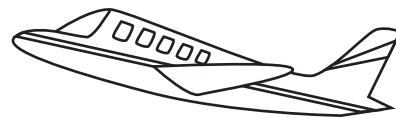
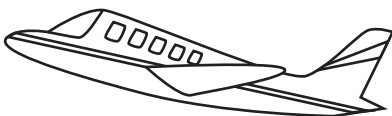
Where is the bird in relation to the tree? Write "over" or "under" for each picture.



Cut and paste each bird in the correct location in relation to the airplane.

over

under





# Spatial Awareness

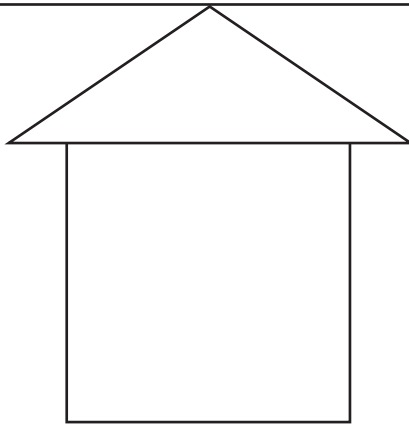
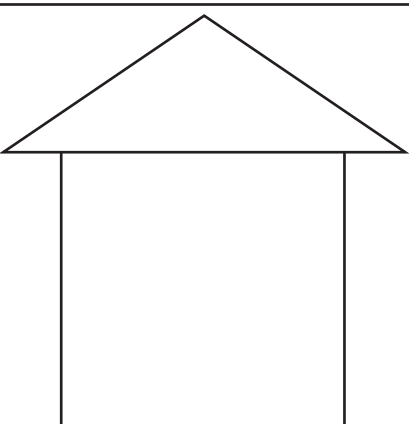
Name \_\_\_\_\_


## inside or outside

Where is the frog in relation to the pond? Write "inside" or "outside" for each picture.



Cut and paste each cat in the correct location in relation to the house.

inside	outside
	




# Spatial Awareness

Name \_\_\_\_\_

## next to or between

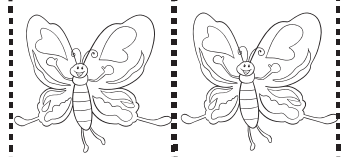


Where is the butterfly in relation to the flower? Write "next to" or "between" for each picture.



Cut and paste the butterflies in the correct locations in relation to the dinosaurs.

next to

between

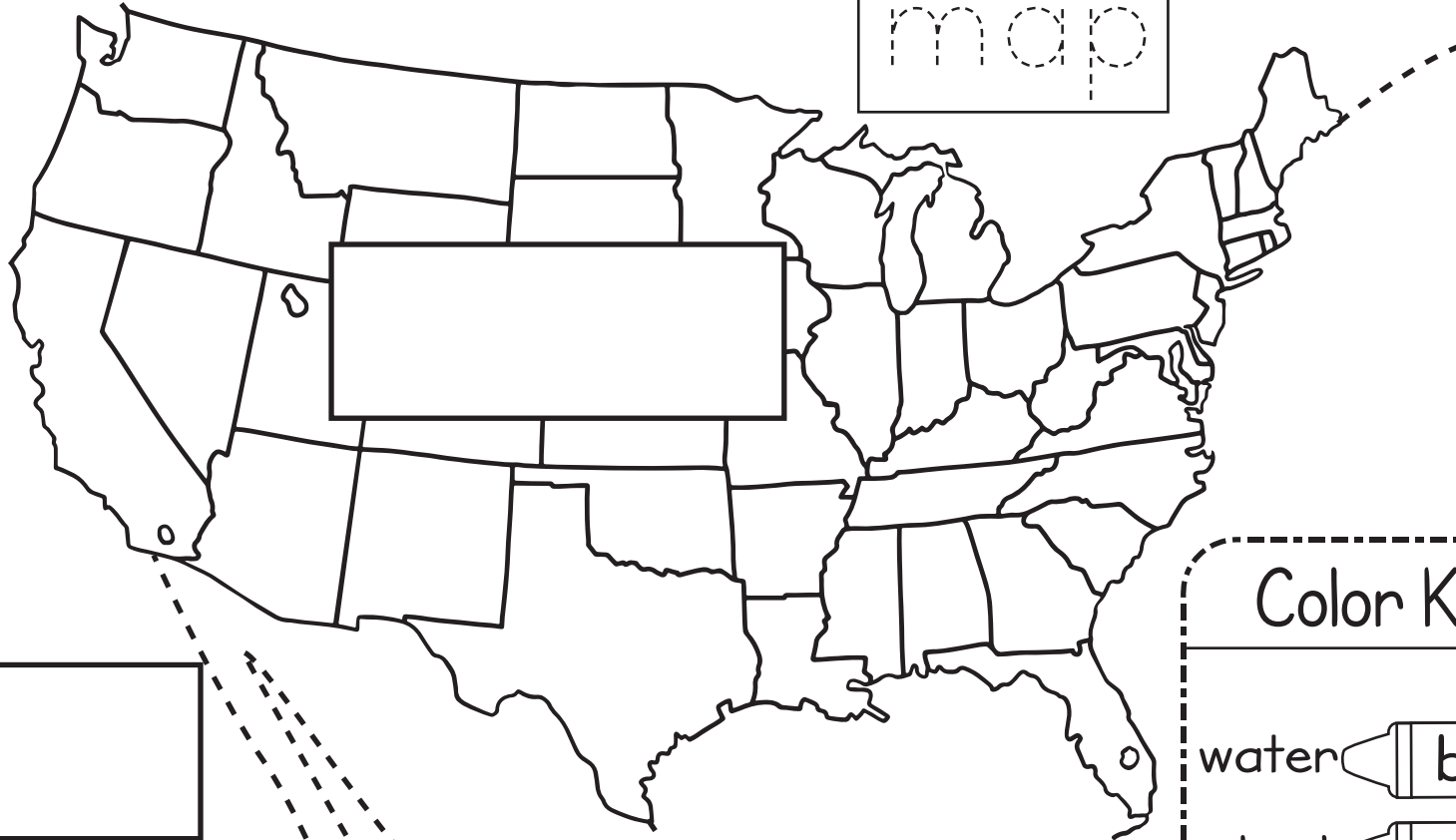


# Land or Water

Name \_\_\_\_\_


Trace the word "map" and write "land" or "water" in the correct boxes.  
Color the map using the color key.


map



[Empty box for writing]

**Color Key**

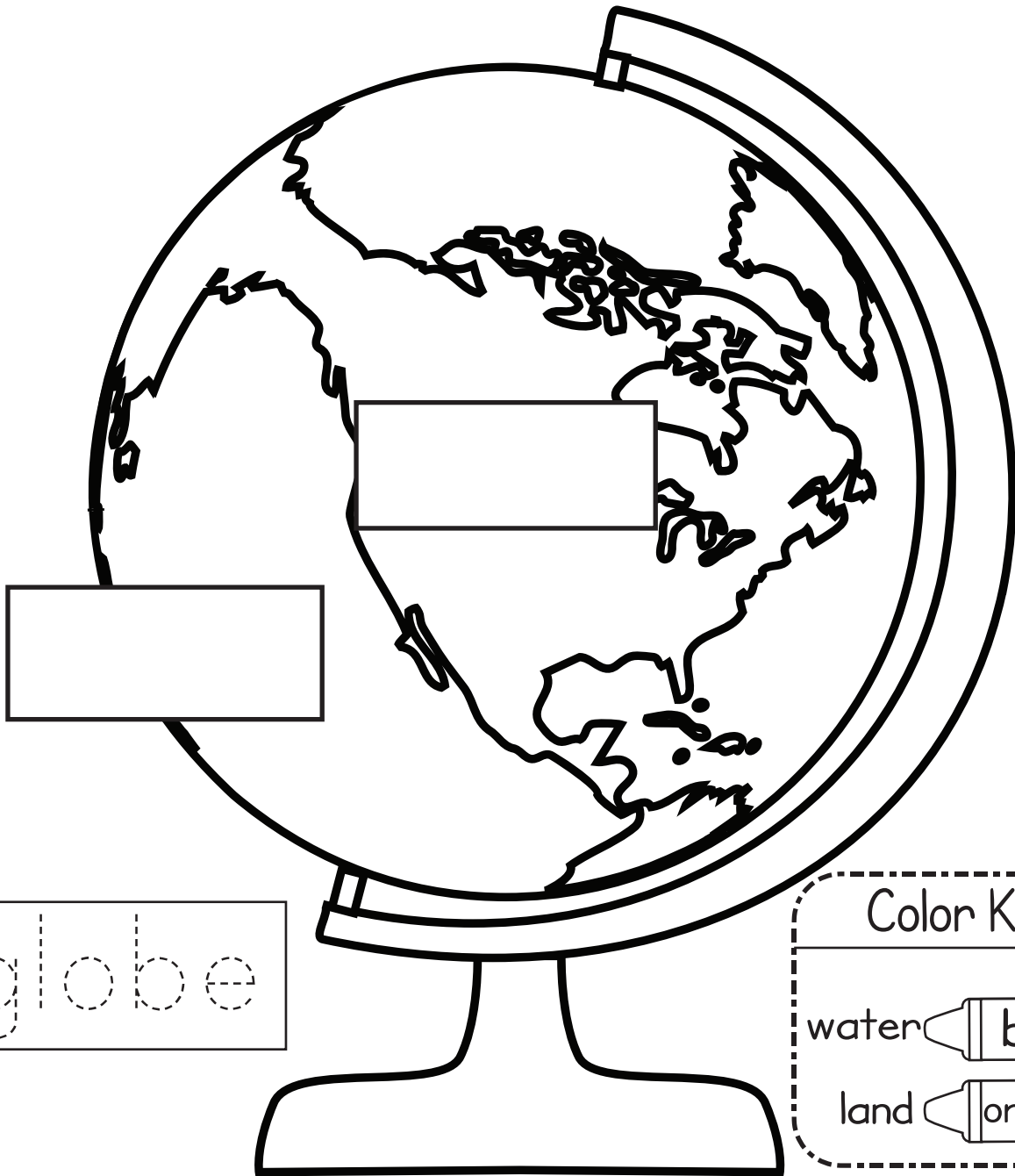
water  blue

land  orange

# Land or Water



Name \_\_\_\_\_

Trace the word "globe" and write "land" or "water" in the boxes. Use the color key to color the globe.



globe

Color Key

water		blue
land		orange

# Where do you live?

Name \_\_\_\_\_

Mark the locations according to the color code.



## Color Code

where you live



where your friends  
live outside of your  
state or country



where your family  
members live outside  
of your state or  
country



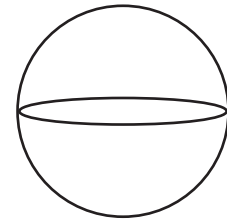
# Map or Globe?

Name \_\_\_\_\_

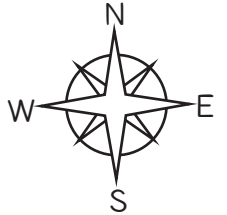
*Cut and paste the pictures in the correct boxes.*

**Map**

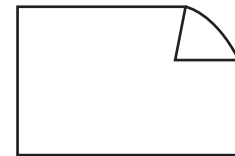
**Globe**




*3 dimensional*




*has a compass rose*



*2 dimensional*



*round*



*shows buildings*









*represents earth*

# Land or Water

## Land and Water Sort

Name: \_\_\_\_\_

First, trace the words at the bottom. Second, cut and paste the correct words for the pictures below each image. Finally, cut and paste the images and words in the correct boxes.



mountain

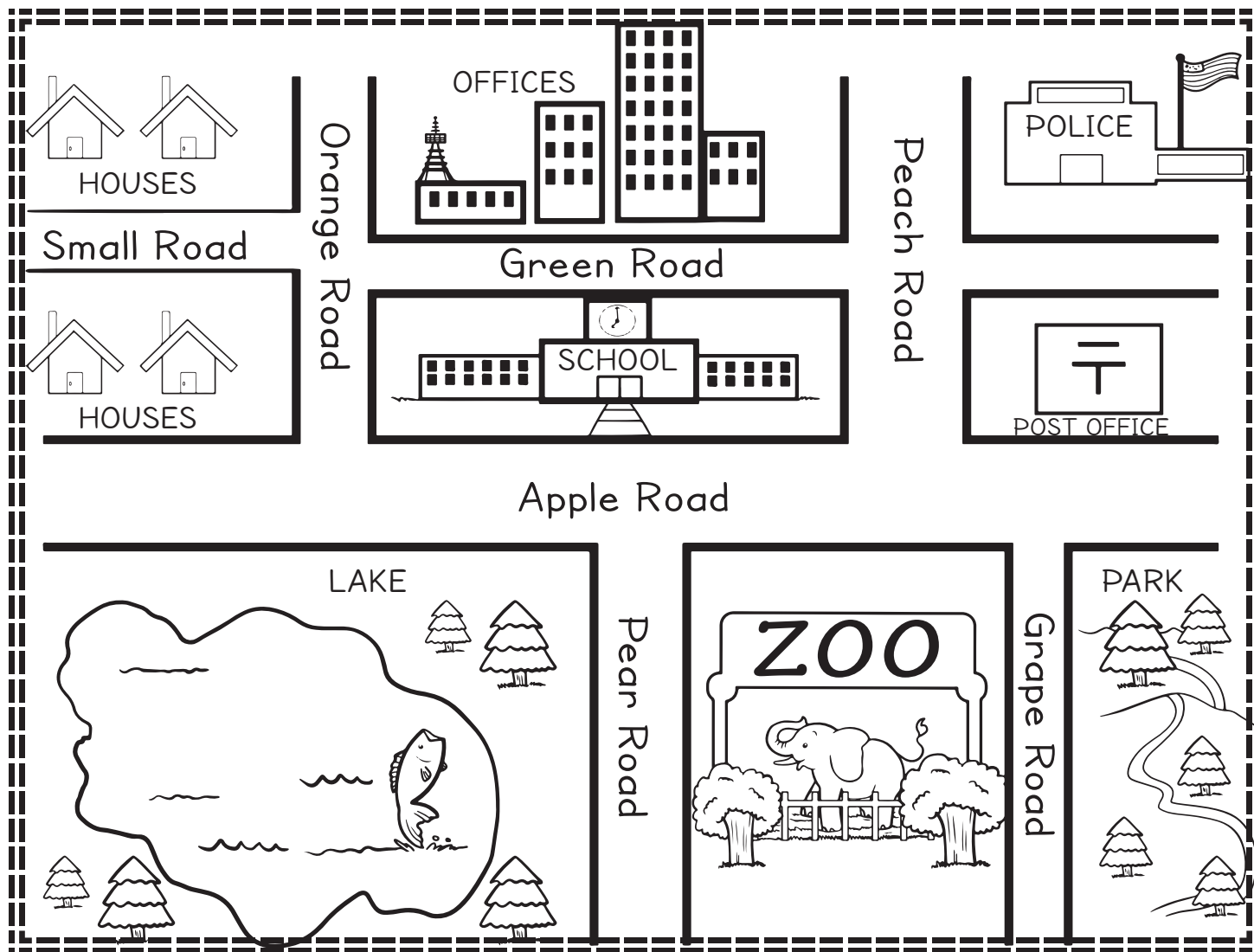
hills

lake

river

# Geography - Map

Name \_\_\_\_\_



## Directions:

1. Color the school orange.
2. Color the trees green.
3. Color the water blue.
4. Color the houses brown.
5. Color the post office red.
6. Color the zoo purple.
7. Where is the police station? What two roads is it on the corner of?


\_\_\_\_\_ Road

\_\_\_\_\_ Road

# Traffic Symbols

Name: \_\_\_\_\_

Cut, paste, and color the correct traffic symbols.



Stop Sign




Traffic Signal






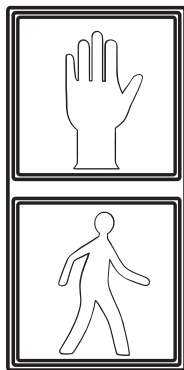
School Crossing Sign



SCHOOL




Color the correct light for each picture.



# Classroom Layout

Name: \_\_\_\_\_



## Directions:

1. Color the clock yellow.
2. Color the blackboard green.
3. Color the desks brown.
4. Color the chairs gray.
5. Color the globe blue.
6. Find the map of the world. Color the water blue and the land brown.
7. Color the bookshelf red.

# My Neighborhood Map

Name: \_\_\_\_\_

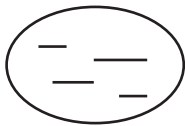
Draw a map of your neighborhood. Cut and paste the map symbols.



A large rectangular area with a dashed border, intended for drawing a map of the neighborhood.



my house



lake/pond



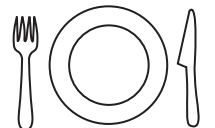
school



park



store







restaurant



# Long Ago and Today

Name \_\_\_\_\_

Color the houses. Color, cut, and paste the person that lives in each house.

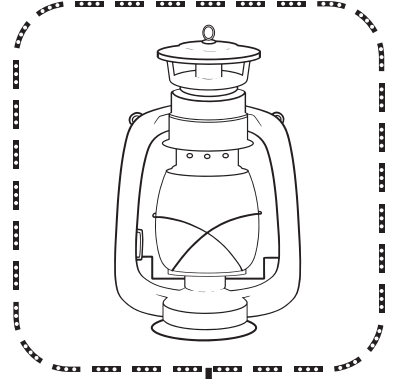
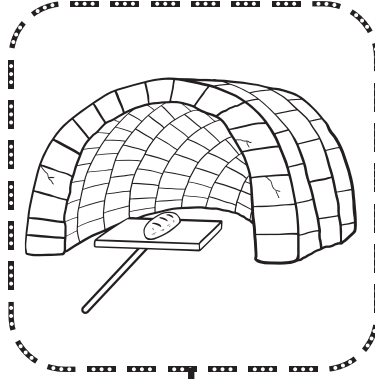



# Long Ago and Today

Name: \_\_\_\_\_

Trace, cut, and paste the correct picture for each item.

Long Ago

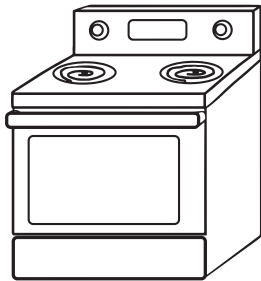


Today


paste

paste


paste



oven



lamp




stereo

# Long Ago and Today

Name: \_\_\_\_\_

Trace, cut, and paste the correct pictures.

## Getting Water



Long Ago

paste



Today

paste

## Washing Clothes




Long Ago

paste

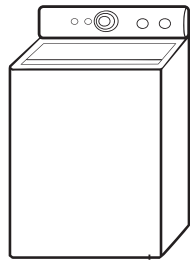


Today


paste




well



washer



faucet



washboard




# Long Ago and Today

Name: \_\_\_\_\_

Trace, cut, and paste the correct pictures.

## Communication



Long Ago

paste



Today

paste

## Transportation




Long Ago

paste



Today


paste




car



cell phone



telephone






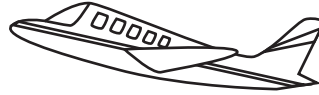
carriage



# Long Ago and Today

Name \_\_\_\_\_

There is something that does not belong in each picture. Color the pictures and circle the image that does not belong. Write "long ago" or "today" inside the boxes for each picture.




# Police Officer

Name: \_\_\_\_\_

# Police Officer

police officer



I drive a

Color it!



police car.

police car

What do I do? Color the correct star.



I grow plants and vegetables.




I keep the community safe.

# Police Officer

Name: \_\_\_\_\_


## What do I use?

Cut and paste the correct item for each description.




**radio**

I use this to give information or ask for help from other officers.




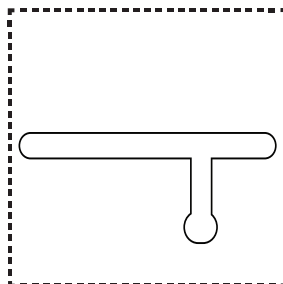
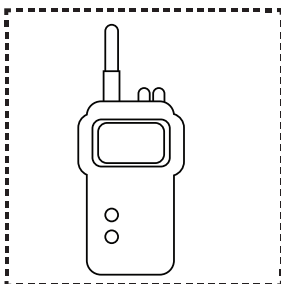

**handcuffs**

I use this to restrain a person.



**baton**

I use this to protect myself or to catch people.



# Firefighter

Name: \_\_\_\_\_


# Firefighter

firefighter



I drive a

Color it!



fire truck.

fire truck

What do I do? Color the correct star:



I deliver mail.




I put out fires and help people.

# Firefighter

Name: \_\_\_\_\_


## What do I use?

Cut and paste the correct item for each description.




**fire hydrant**

I use this to get water to put out fires.



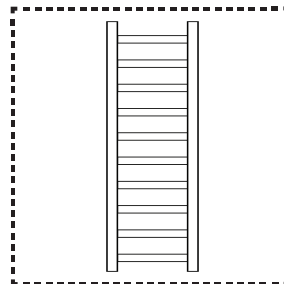

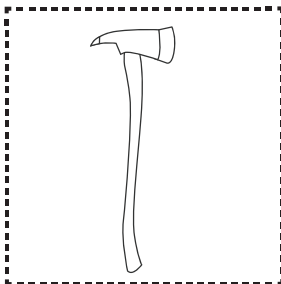

**ax**

I use this to break down roofs and doors to save people.



**ladder**

I use this to rescue people from tall buildings.




# Farmer

Name: \_\_\_\_\_


# Farmer

farmer



I drive a

Color it!



tractor.

tractor

What do I do? Color the correct star:



I grow vegetables and fruit for people.




I help sick people.

# Farmer

Name: \_\_\_\_\_


## What do I use?

Cut and paste the correct item for each description.




### wheelbarrow

I use this to carry heavy things from one place to another.



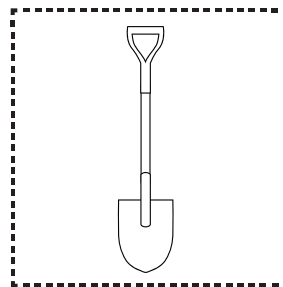


### shovel

I use this to dig up the ground to plant vegetables.



### pitchfork

I use this to lift things like hay or leaves.



# Paramedic

Name: \_\_\_\_\_

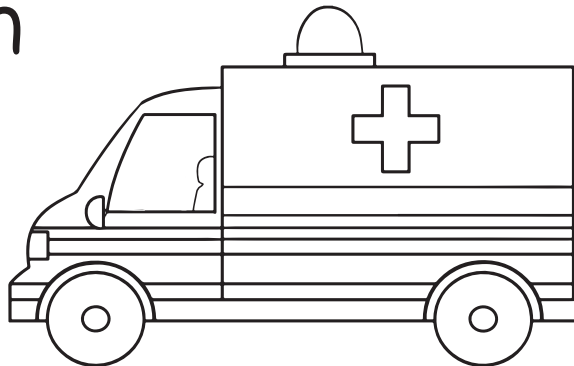
# Paramedic

paramedic



I drive an

Color it!



ambulance.

ambulance

What do I do? Color the correct star.



I help people who need emergency care.




I deliver mail.

# Paramedic

Name: \_\_\_\_\_


## What do I use?

Cut and paste the correct item for each description.




### stethoscope

I use this to listen to the noises that a body makes.



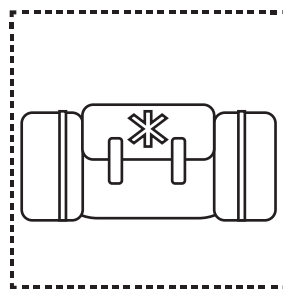



### bag valve mask

I use this to help sick people breathe.



### jump bag

I use this to carry medical items.




# Teacher

Name: \_\_\_\_\_

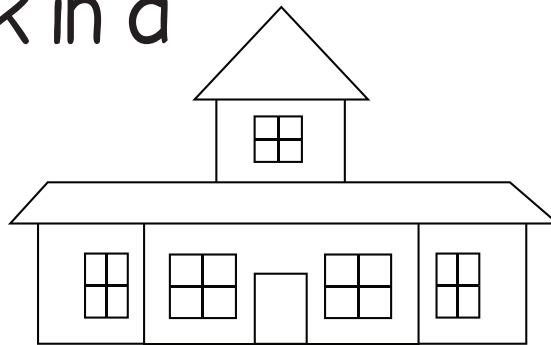
# Teacher

teacher



I might work in a

Color it!



school.

school

What do I do? Color the correct star:



I help people travel from one place to another.




I help children learn.

# Teacher

Name: \_\_\_\_\_


## What do I use?

Cut and paste the correct item for each description.




**globe**

I use this to show what the earth looks like and where there is water and land.



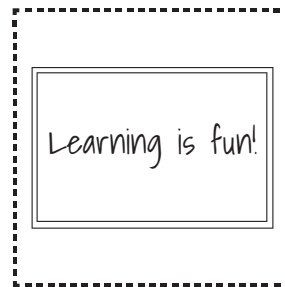

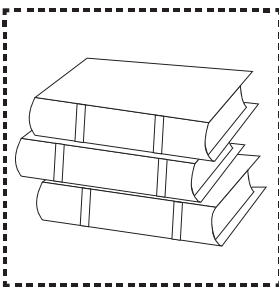

**blackboard**

I write or draw on this to teach kids in the classroom.



**textbooks**

I use this to help kids learn.



# Doctor

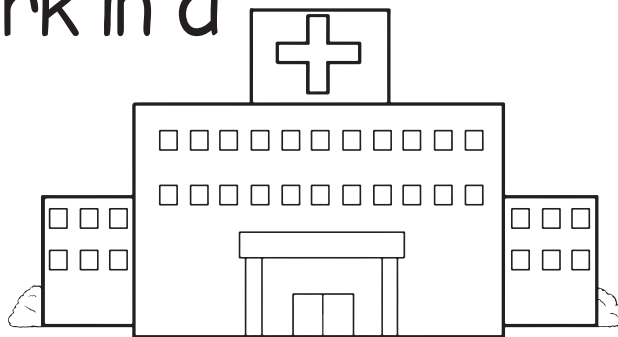
Name: \_\_\_\_\_

# Doctor

doctor



I might work in a <sup>Color it!</sup>



hospital.

hospital

What do I do? Color the correct star:



I grow vegetables and fruit.




I help sick people get better.

# Doctor

Name: \_\_\_\_\_


## What do I use?

Cut and paste the correct item for each description.




### **thermometer**

I use this to check people's body temperatures.



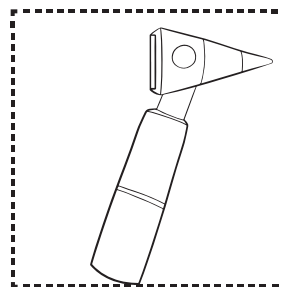
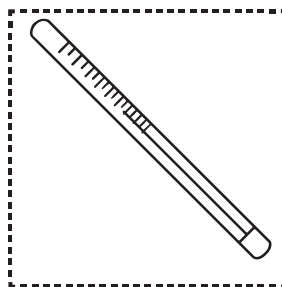

### **stethoscope**

I use this to listen to the noises that a body makes.



### **otoscope**

I use this to look into people's ears.




# Cook


Name: \_\_\_\_\_

# Cook

cook



I might work in a



Color it!

restaurant.

restaurant

What do I do? Color the correct star:



I cook food for people.




I take care of people's teeth.

# Cook

Name: \_\_\_\_\_


## What do I use?

Cut and paste the correct item for each description.




**pot**

I use this to cook soup and  
gravy.




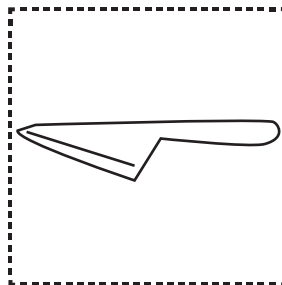

**pan**

I use this to pan-fry and  
stir-fry food.



**knife**

I use this to cut food.




# Mechanic

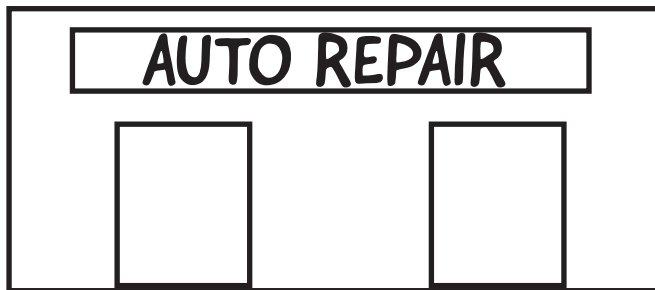
Name: \_\_\_\_\_

# Mechanic

mechanic



I might work in an Color it!



auto repair shop.

auto repair shop

What do I do? Color the correct star.



I repair different machines.




I help children learn.

# Mechanic

Name: \_\_\_\_\_


## What do I use?

Cut and paste the correct item for each description.




**hammer**

I use this to drive nails into wood.





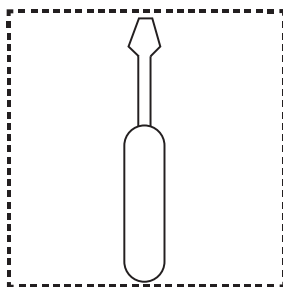

**screwdriver**

I use this to tighten and loosen screws.



**wrench**

I use this to tighten and loosen things like screws and bolts.



# Dentist

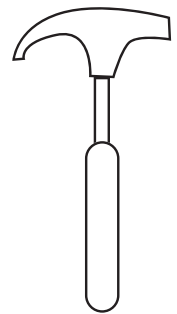


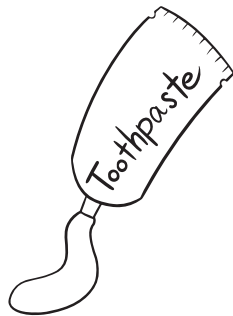

Name: \_\_\_\_\_

# Dentist

dentist



Color the items that are related to me.



What do I do? Color the correct star:



I keep the community safe.




I take care of people's teeth.

# Pilot

Name: \_\_\_\_\_

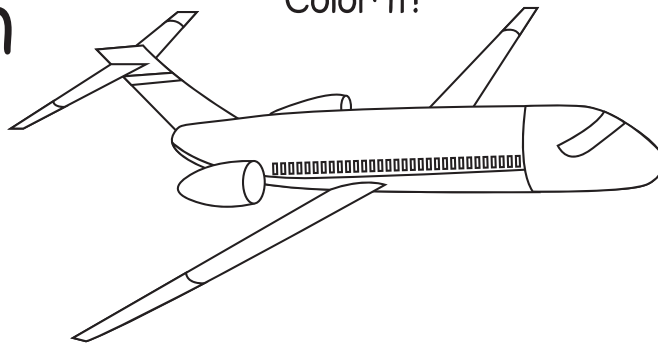
# Pilot



pilot

I fly an

Color it!



airplane.

airplane

What do I do? Color the correct star:



I help people travel from one place to another.



I take care of sick people.

# Goods and Services



Name: \_\_\_\_\_

What are goods?

Goods are items that can be bought and used.

What are services?

Services are things that people do to help others.


Color the objects  red and services  blue.




mobile phone



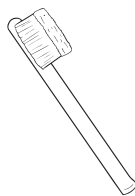
dentist




car



chef



toothbrush



veterinarian


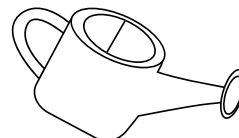
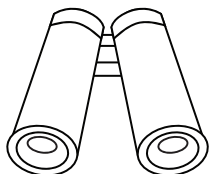



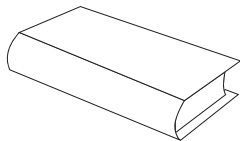

# Goods and Services Sort

Name: \_\_\_\_\_

Cut and paste the pictures in the correct boxes.

## Goods

## Services



# Needs and Wants



Name: \_\_\_\_\_


## What are needs and wants?

### What is a need?

A need is something that you must have for you to be able to live.


### What is a want?

A want is something that is not necessary to live but you would like to have.



## John's Needs and Wants

Color the circles with pictures of the things that John needs blue and pictures of the things he wants red.



# Basic Wants and Needs

Name \_\_\_\_\_

Cut and paste the correct image for each box.

Needs

Wants




air



clothes



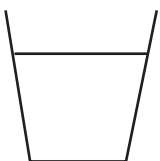
fire




shelter




bicycle




water



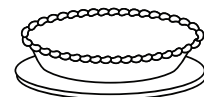
sun



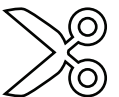
cake




food



pie



# Money



Name: \_\_\_\_\_

What is money?

Money is something that is used to buy goods or services.

## U.S. Coins



= 1 cent



= 5 cents



= 10 cents



= 25 cents

Count how many there are of each coin and write the total number on the right.



1 cent = \_\_\_\_\_

5 cents = \_\_\_\_\_

10 cents = \_\_\_\_\_

25 cents = \_\_\_\_\_


# Money

Name: \_\_\_\_\_



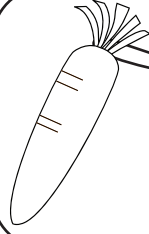
## Does Rebecca have enough?

Rebecca has 50 cents. Does she have enough money to buy these items? Circle "yes" or "no".



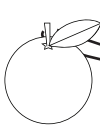
70¢

yes no



10¢

yes no



5¢


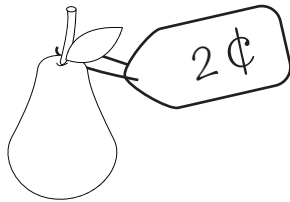

yes no



90¢

yes no

Rebecca is paying for her items. Cut and paste the correct amount of coins for each item.



paste

paste



1¢



1¢



1¢



1¢



1¢

# Transportation


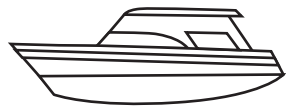
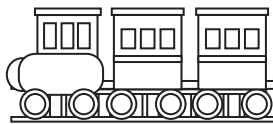
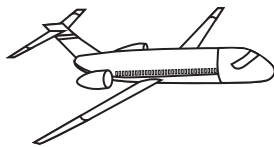

Name: \_\_\_\_\_

Cut and paste the correct picture for each box.

Travel on Land

Travel on Water

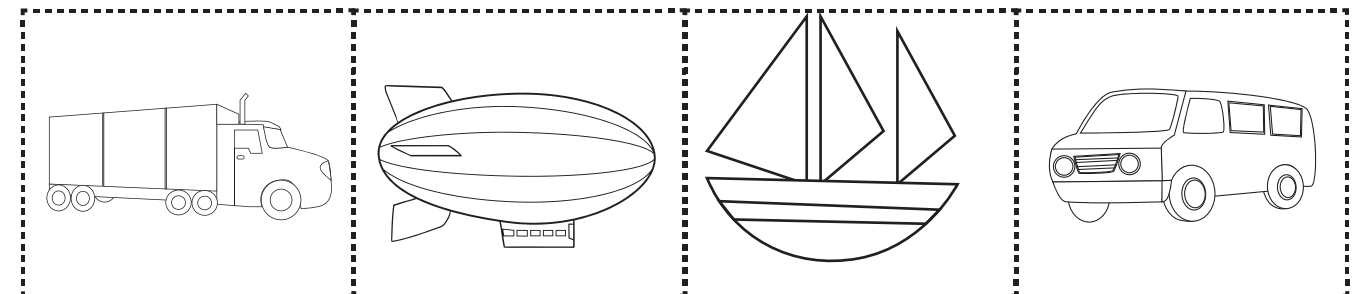

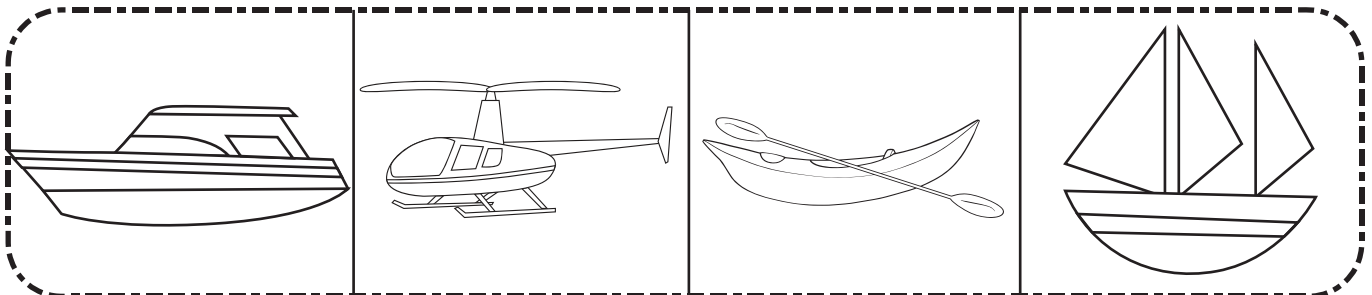

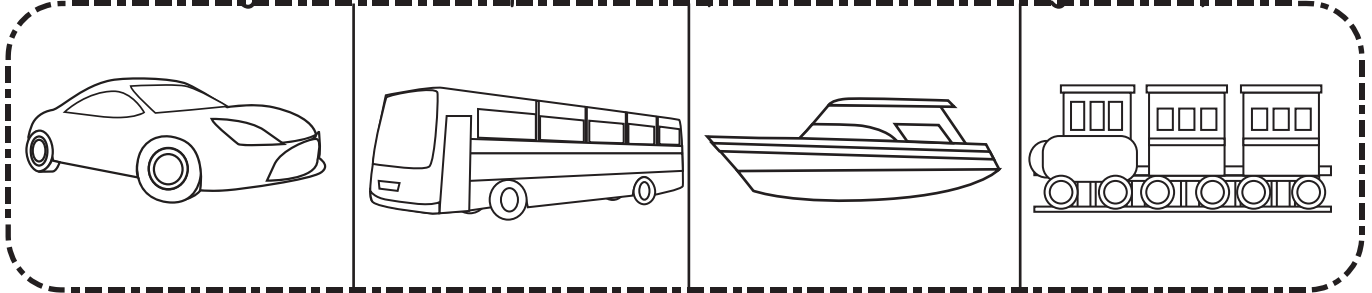
Fly in the Air



# Odd One Out! Transportation

Name: \_\_\_\_\_

There is a picture that does not belong in each row. Circle the picture that does not belong and cut and paste the picture that belongs on top of it.



# Weather

Name: \_\_\_\_\_

Trace the words. Color, cut, and paste the correct image for each weather condition.

Blank space for drawing

sunny

Blank space for drawing



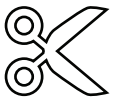
rainy

Blank space for drawing

snowy

Blank space for drawing





cloudy



# Seasons

Name: \_\_\_\_\_

Trace the words at the bottom. Cut and paste the correct word for each season. Color the trees.

 <p>_____</p>	 <p>_____</p>
 <p>_____</p>	 <p>_____</p>

✂ 

spring	fall
summer	winter

# Seasons

Name: \_\_\_\_\_


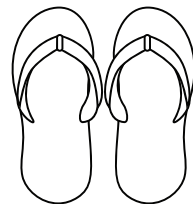

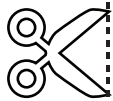
Color, cut, and paste the pictures in the correct boxes.

Spring

Summer

Fall

Winter




# 3-Step Sequencing

Name: \_\_\_\_\_

Cut and paste the pictures in the correct order for each row.


Step 1	Step 2	Step 3






Step 1	Step 2	Step 3



# Following Directions

Name: \_\_\_\_\_



1. Color the dinosaur  .
2. Color the grass  .
3. Color the butterflies  .
4. Color the flowers  .
5. Color the sky  .
6. Draw the sun.